



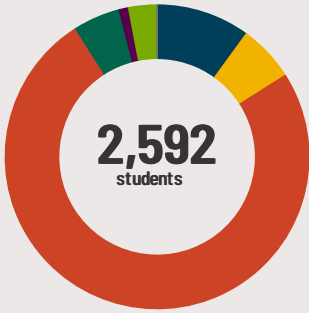
Elgin High School

1200 Maroon Dr Elgin, IL 60120 (847)888-5100

Grades: 9 - 12
District: SD U-46

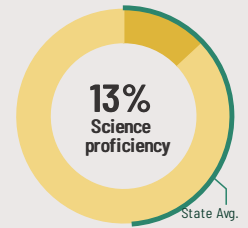
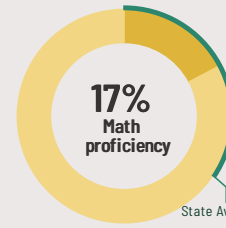
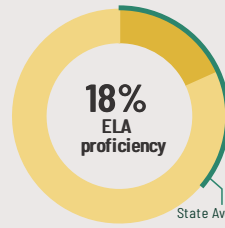
Principal: Krystal Thomas
Superintendent: Mr. Tony Sanders

Fast Facts



Student Characteristics

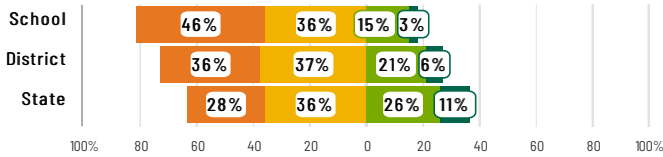
White	10%
Black	6%
Hispanic	75%
Asian	5%
American Indian	1%
Two or More Races	3%
Pacific Islander	0%
Low Income	75%
English Learners	22%
With IEPs	9%
With Disabilities	-
Homeless	2%



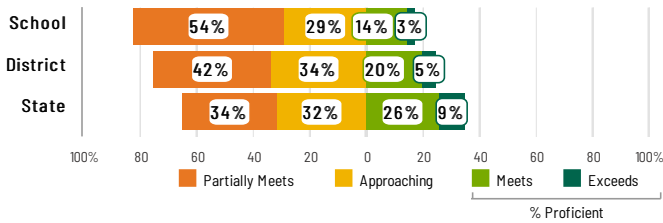
Academic Success

High school students take the SAT in English Language Arts and Math. The display shows SAT ELA & Math results in four performance levels.

English Language Arts



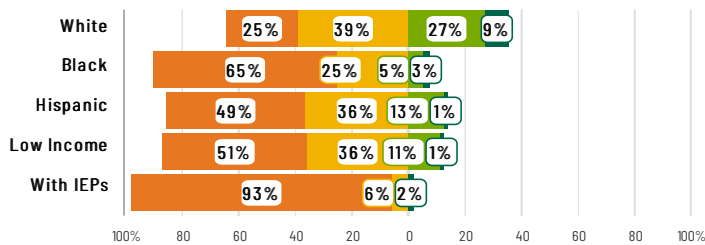
Mathematics



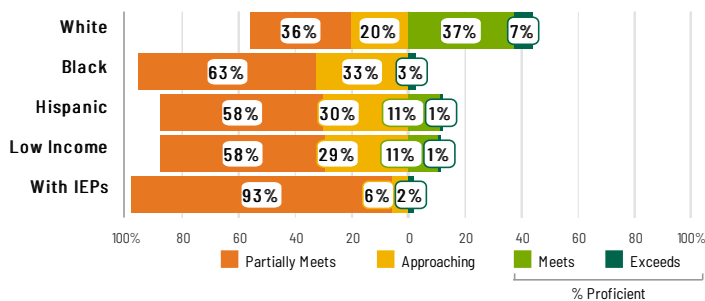
Success by Student Group

This display shows SAT ELA & Math performance levels for each student group. No data is shown for groups with fewer than 10 students.

English Language Arts



Mathematics



School Environment



The **5Essentials Survey** allows students in grades 6-12 and all teachers to share their perspectives on essential conditions for learning. The anonymous survey consists of 5 components.

- Most implementation
- More implementation
- Average implementation
- Less implementation
- Least implementation
- Not Applicable/Low Response

Response Rates

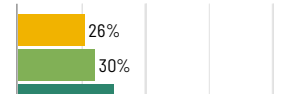
Students	74%
Teachers	100%

- Least** Effective Leaders
Do principals and teachers implement a shared vision for success?
- Less** Collaborative Teachers
Do teachers collaborate to promote professional growth?
- Average** Ambitious Instruction
Are classes challenging and engaging?
- Average** Supportive Environment
Is the school safe, demanding, and supportive?
- Less** Involved Families
Does the entire staff build strong external relationships?

College Readiness

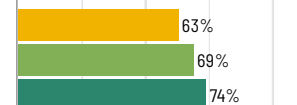
Early College Coursework

Students taking early college coursework in grades 10, 11, and 12



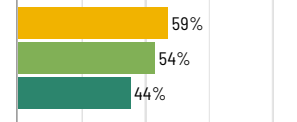
Postsecondary Enrollment

Students who enroll at colleges and universities



Community College Remediation (lower is better)

Students enrolled in Illinois community colleges who require remedial coursework



Graduation Rate

Percentage of students who graduated within 4 years



0% 25 50 75 100%
School District State



Elgin High School

School Highlights

Academic Courses

17 AP Courses, PLTW, Robust CTE offerings, Yearbook, Social Studies electives, Fine Arts, Applied Arts, Foreign Language and Literature, French 1-6, German I -6, Spanish for Native Speakers to AP Spanish ACT/SAT Prep, AVID, Bilingual Program, Gifted and Talented, Tutoring, Title 1 Programs

Physical Education, Health and Wellness

Dance, Health Education Courses, Team Building, Team Sports, Water Safety, Weight Lifting/Toning, Yoga

Other Programs and Activities

Tutoring, Boys&Girls Club, Link Crew, Career Ed Events, Family Nights, Mentoring, PTO, Mighty Acorns, Athletic Boosters Org, Elgin Water Day Organizer, Tech Crew, Forensics/Speech, Lit Mag, Mock Trial, Model U.N., National Honor Society, Scholastic Bowl, Student Council, P.B.I.S. Various Clubs

School Awards

US News and World Report - America's Best High Schools, Elgin Green Award, National Board Certified Teachers, Fullbright Scholar, Illinois Teacher of the Year, Perfect ACT score, Nat. ProStart Comp, National Merit Scholars, Scholastic Writing, Co-Curricular Awards, Courier News Coach of the year

Career Development Courses and Programs

Business Electives, CTE Courses, F.A.C.S. Courses, Capstone Internship/Work programs in all CTE programs, Career Cruising, Career Specialists, KeyTrain Specialists, KeyTrain/WorkKeys Skill Development, Professional Certifications, Articulated credit agreements with numerous colleges, universities

Athletics

Baseball, B/G Basketball, B/G Bowling, B/G Cross Country, Football, B/G Golf, B/G Soccer, B/G Swimming & Diving, B/G Tennis, B/G Track & Field, B/G Volleyball, Color Guard, Conditioning and Fitness Classes, Badminton, Competitive Cheerleading, Competitive Dance, Girl's Gymnastics, Softball,

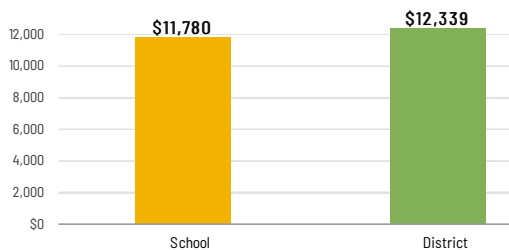
School Personnel Resources

Bilingual Education Teacher, Bilingual Special Education Teacher, Department Chair, General Administrator or General Supervi, Librarian/Media Specialist, Paraprofessional, Reading Teacher, School Guidance Counselor, School Nurse, School Psychologist, School Social Worker, Special Education Teacher, Speech Language Pathologist-non teaching, Supervisory Dean, Visiting International Teacher

Facilities

School-Level Finance

The Every Student Succeeds Act requires LEAs to report school-level expenditure data, beginning with School Year 18-19 data. LEAs are required to report actual personnel and non-personnel expenditures of both site-specific and district centralized expenditures. Expenditures are shown at the site level and must be disaggregated by source of funds (federal vs. state/local). These data are self-reported and may differ from AFR data.



Educator Measures

This school has had **2 principal(s)** over the past 6 years. In the last three years, an average of **87% of teachers** return to this school each year.

Student Attendance and Mobility

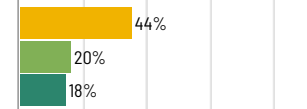
Attendance Rate

Rate at which students are present at school, not including excused or unexcused absences



Chronic Absenteeism

Percentage of students who miss 10% or more of school days per year either with or without a valid excuse



Student Mobility

Percentage of students who transfer in or out of the school during the school year, not including graduates



Teacher Retention

Percentage of full time teachers who return to the same school year to year



0% 25 50 75 100%
School District State

FOR MORE INFORMATION

Visit IllinoisReportCard.com to see additional details about each item of information for this school. There you will find charts spanning multiple years, detailed explanations, resources, more of the school's programs and activities, and powerful tools that let you dig deeper into data.

Most of this data has been collected by ISBE from school districts through data systems. Some information, such as the School Highlights, is entered directly by principals and can be updated throughout the year.