

Language Development at Home

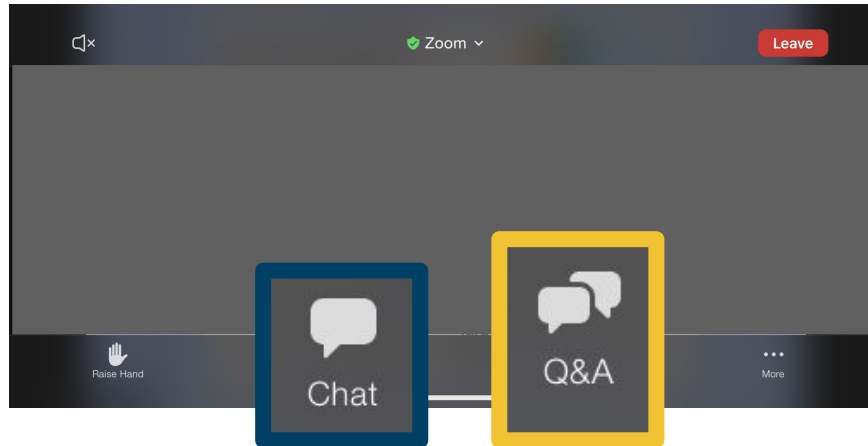
November 12, 2020



Welcome!



- The links and this presentation will be posted to our website: u-46.org/webinars.
- Comments and questions can be included in the Q&A box.
- The Chat box will be available for presenters to share main points and links.







Our Topics for Today:

- Understand the different areas of language development
- How to create a home learning environment to develop language skills
- Locate U-46 resources to support language at home



LANGUAGE DEVELOPMENT

What is Language?


| | Oral | Written |
|------------|--|--|
| Receptive |  Listening |  Reading |
| Expressive |  Speaking |  Writing |

© 2015 Core Knowledge Foundation. This work is licensed under a Creative Commons Attribution-NonCommercial-ShareAlike 3.0 License. For more information, visit www.coreknowledge.org/licenses/.

14



Language Development



Oral

Written



© 2015 Core Knowledge Foundation. This work is licensed under a Creative Commons Attribution-NonCommercial-ShareAlike 3.0 License. For more information, visit www.coreknowledge.org/licenses/.

15

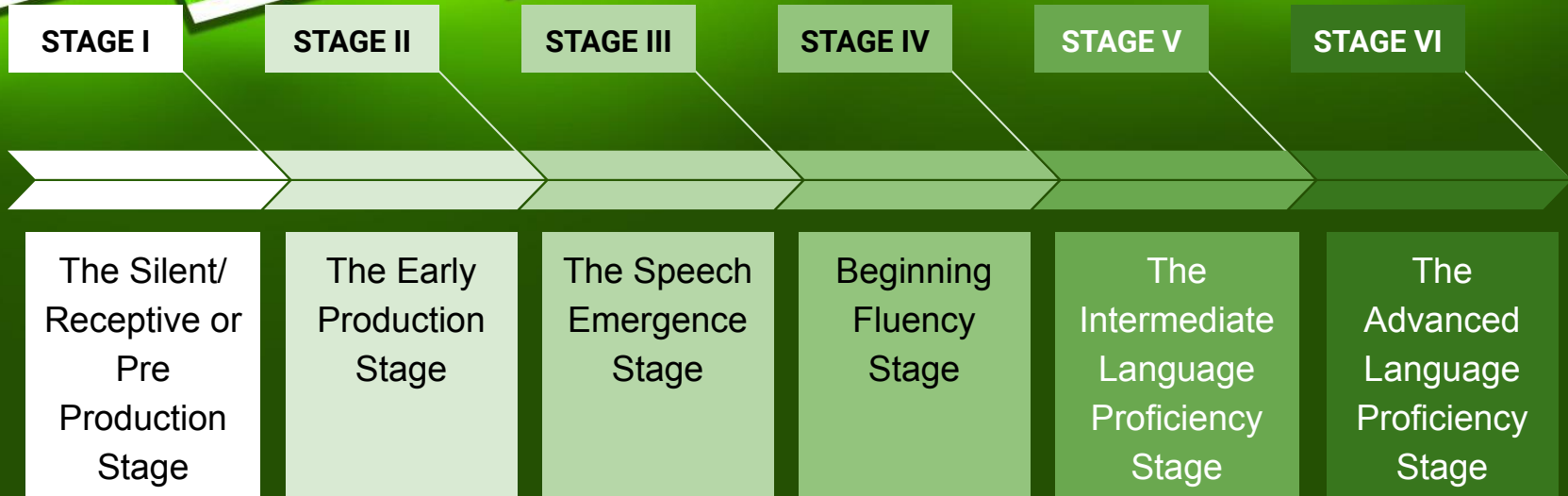
LANGUAGE ACQUISITION



Social Language



Academic Language



As students acquire language they go through a sequential series of 6 developmental stages

CREATING DAILY ROUTINES

- ❑ Exploring sounds/topics together
- ❑ Time to read
- ❑ Speaking in different contexts
- ❑ Chatting/socializing with adults/peers
- ❑ Structure your child(ren)'s day with daily chores/activities





Ask and answer questions



**Play games to develop oral/written
language**




Reinforce language that they learn at school

SUPPORT EXPRESSIVE LANGUAGE

**The way we
communicate**

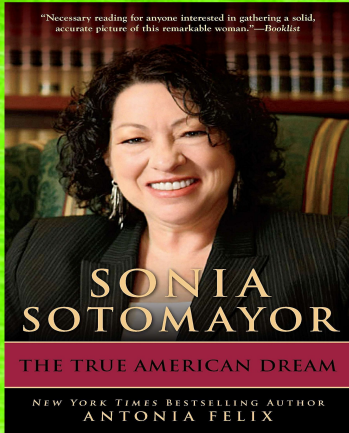
- ❑ Use facial expressions
- ❑ Use body language to express ideas
- ❑ Model pronunciation and expression
- ❑ Use a rich and varied vocabulary in your home language







USING INSPIRING STORIES TO ENGAGE YOUR CHILD IN OPEN-ENDED CONVERSATIONS

- ❑ Read and talk about inspiring people
- ❑ Ask reflective and thought-provoking questions: “What makes these persons/figures special?”



dibujante Quino, creador de Mafalda



USE CREATIVITY TO DEVELOP LANGUAGE

- ❑ Use their five senses and feelings to write a poem together
- ❑ Turn the poem into an art project
- ❑ Have a two-way conversation about a piece of art



CONVERSATION STARTERS

- **Tell me about your art project:**
 - What does it remind you of?
 - How does it make you feel?
 - Why do you feel that way?
 - What does it smell/look/feel/taste like?
 - Why did you choose that theme?



PROMOTE CURIOSITY

EXPLORING WITH BOOKS

- ❑ Discover your children's interests through books
- ❑ Explore and talk about different types of careers
- ❑ Use community resources to access literature and hands-on activities



PROMOTE CURIOSITY

EXPLORING WITH BOOKS

- ❑ Read aloud a story and create your own
- ❑ Role-play - using puppets
- ❑ Invite your child to retell the story or favorite part using his/her own words
- ❑ Play “Simon Says” mimicking characters’ actions from the story



BE A GOOD COMMUNICATOR

REPORTERS IN ACTION!

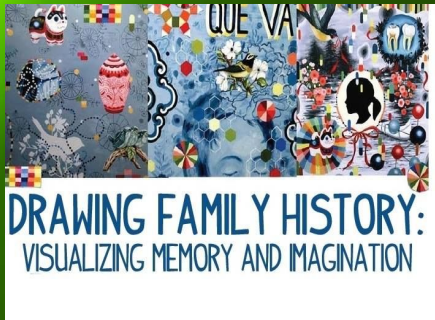
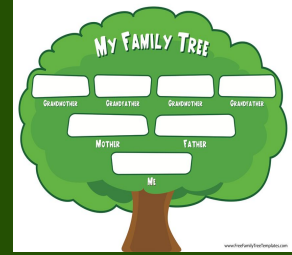
- ❑ Encourage your child to create, read, or write a script
- ❑ Interview someone in your family and create a presentation
- ❑ Use an imaginary microphone and role-play as a reporter for a TV or radio station



MAKE EMOTIONAL CONNECTIONS

All about our Family!!!!

- ❑ Create a family tree
- ❑ Share a favorite fact/anecdote about a family member
- ❑ Encourage them to talk/write about what makes your family unique



Maximize Home Resources!!!!

- ❑ Create a board to post your children's works
- ❑ Create word/picture walls
- ❑ Encourage your child(ren) to sort and describe items











- Plan outdoor activities
 - Sports
 - Stimulate the five senses
 - Verbalize and practice safety rules
- Play Scavenger Hunts
- Virtual Field Trip with Links [HERE](#)



USE U-46 RESOURCES TO SUPPORT BOTH
LANGUAGES AT HOME



CHOICE BOARDS

| | | | |
|---|--|---|---|
| <p>Escritura</p>  | <p>Después de leer un libro en RAZ Kids dibuja y escribe sobre los personajes.</p> <p><i>After reading a story in RAZ, write about the characters.</i></p>  <p>0:00 0:07 1x</p> | <p>Después de leer un libro en RAZ Kids dibuja y escribe lo que pasó en orden.</p> <p><i>After reading a story in RAZ, write about the sequence of events.</i></p>  <p>0:00 0:06 1x</p> | <p>Escribe una historia sobre tu animal favorito.</p> <p><i>Write about your favorite animal.</i></p>  <p>0:00 0:04 1x</p> |
| <p>Science/ESL</p>  | <p>Add the week's words to your picture dictionary.</p> <p><i>Añade las palabras de la semana a tu diccionario.</i></p>  <p>0:00 0:06 1x</p> | <p>Read the book <i>The Living Desert</i> from On Our Way to English.</p> <p><i>Lee el libro "The Living Desert" de On Our Way to English.</i></p>  <p>0:00 0:05 1x</p> | <p>Go to webpage, Learning Chocolate and do the <i>Animals in the Zoo</i> activities</p> <p><i>Ve a Learning Chocolate y practica las actividades en la categoría de "Animales del zoo".</i></p>  <p>0:00 0:10 1x</p> |

USE U-46 RESOURCES TO SUPPORT BOTH
LANGUAGES AT HOME

MATH




Eureka Math for Parents



USE U-46 RESOURCES TO SUPPORT BOTH
LANGUAGES AT HOME

☐ SCIENCE K-5 HERE

Password for each grade level: **Scientist**



Resources for Parents

- *National Science Teaching Association Parent Q&A HERE*



- *NGSS Parent Guides HERE*




- Middle and high school resources available



USE U-46 RESOURCES TO SUPPORT BOTH
LANGUAGES AT HOME

❑ SOCIAL STUDIES (CLEVER)

- Kdg: HMH Into Social Studies magazines
- 1st-5th: Pearson Realize *Mi Mundo*
- 6th: Discovering Our Past
- Middle and high school resources available



Other Content Areas



OTHER RESOURCES

OTHER RESOURCES



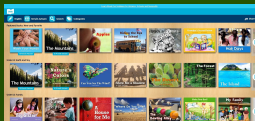
- Helping Your Child Series - [HERE](#)

Source: US Department of Education


- PBS for Parents - [HERE](#)



- Unite for Literacy - [HERE](#)



- RockAlingua - [HERE](#)



- Elgin History Museum - [HERE](#)



Diagrama del Cuerpo Body Diagram

Draw a character from your favorite book, tv show, or movie.

Label the body parts in Spanish:
*La cabeza, el pelo, los ojos, la nariz,
la boca, las orejas, el estómago, el brazo,
la mano, la pierna, el pie*



¡Baila Conmigo! Dance with Me

Find a radio station or online music station that plays Spanish-language music. Have a dance party for QUINCE MINUTOS – or longer!

[Here](#)



Animales en Acción

With another person, act out these animals and take turns guessing in Spanish.

*Dog/perro; Cat/gato; Elephant/elefante; Snake/culebra; Fish/pez;
Shark/tiburón; Monkey/mono; Duck/pato; Bird/pájaro; Tiger/tigre;
Turtle/Tortuga; Horse/caballo;
Frog/sapo; Mouse/ratón*

Be the Maestro/Maestra

Think of three songs that you have learned in Spanish class. Teach them to someone else! To watch and sing along, visit the following links:

[Here](#)
[Here](#)
[Here](#)



Digital Story Time Visit this website:

www.thespanishexperiment.com/stories

and watch or listen to a story TWO times with someone in your family. Talk about what you understood from the story.



Grande, Mediano, y Pequeño Hunt

Look around your living space. Find 5 things that are *grande*, 5 things that are *mediano*, and 5 things that are *pequeño*. Line them up in size order from *más pequeño* to *más grande*.



Alfabeto Loco

Use your body to form the letters of the alphabet and say them in Spanish. To practice the Spanish *alfabeto*, visit this fun video link:

[Here](#) [Here](#)



Chocolate

Play the Chocolate hand clap game with someone else, or even a group of people. Do it two times *muy lento*, three times *normal/regular*, and four times *muy rapido*! To practice the clapping game: [Here](#)



Cuenta Tus Pasos Count Your Steps

Walk around one room in your living space. As you take each step, count out loud in Spanish. Do this in two more rooms. If you need to practice Spanish numbers, visit this fun video

[Here](#)



Spanish Screen Time

Watch a favorite DVD, tv show, Netflix/Hulu/Disney+ program with the Spanish audio turned on. You may not understand it all, but you will probably understand a lot!



Mi Menú Perfecto

Think about your favorite foods. Draw 10 of them on a paper plate or piece of paper. Write their names in Spanish. You can use a dictionary [Here](#)



Yoga en Español

Visit Sra. Maldonado's playlist and follow along with a *yoga en español* video.

[Here](#)



OTHER RESOURCES



Gail Borden Public Library

www.gailborden.info

| Event | Audience | Date | Time |
|---|------------|-----------------|---------------------------------------|
| Kids' Spanish Conversation Group on Zoom HERE | Grades 2-5 | Nov. 3- Dec. 8 | 3:30-4:00 pm Registration required |
| Go Bilingual HERE | Adults | Every Wednesday | 5:00-6:00 pm Zoom |
| Spanish Cafe HERE | Adults | Every Monday | 12:00-1:00 pm Zoom |
| Spanish Family Story Time (Online) HERE | Families | Every Monday | 7:00-7:30 pm Facebook Live |

THANK YOU

GRACIAS
ARIGATO
SHUKURIA
JUSPAXAR
DANKSCHEEN
TASHAKKUR ATU
SUKSAMA
EKKHMET
GHAZIE
MEHRBANI
BOLZIN
MERCİ
BIYAN
SHUKRIA
TENGKI
YAGHANYELAY
GOZAMASHITA
EPCHARISTO
KONAPUNNISHA
MALAKZ
PALLHES



Bilingual Parent Advisory Committee (BPAC)

What is BPAC?

The U-46 Bilingual Parent Advisory Committee represents the interests and needs of the bilingual community through active participation in the educational process of students and decision making.

The members of the committee consists of parents, legal guardians, ELL teachers, counselors and community leaders.

Stay Connected

Website: www.u-46.org/bilingual

Facebook: [U46BPAC](https://www.facebook.com/U46BPAC)

If interested in joining, please call (847) 888-5000 ext. 5396



Upcoming BPAC Dates



ILLCF La Presencia Latina Conference

Friday, Dec. 4 & Saturday, Dec. 5

To register, [click here](#).



BPAC Virtual Meetings

Wednesday, Jan. 13

Wednesday, March 3

For meeting links, [click here](#).



Thank you! ¡Gracias!

- Please don't forget to complete the survey.
- U46Engage Webinars:
www.u-46.org/webinars
- Digital Classroom: www.u-46.org/learning
- Questions?
www.u-46.org/duallanguage

Let's Talk

U-46 Digital Classroom

The new U-46 Digital Classroom section is designed to help your family make a successful start to Distance Learning.