



## Naviance for students at Streamwood High School



**Naviance** is a comprehensive online program, accessible through computer, chromebook, or mobile device that you plan for courses, colleges, and careers. Naviance also helps your counselors work with our students and families to create individual college and career plans.

### To log in –

- Sign into your school google account
- Open Clever
- Scroll to the bottom and click on the Naviance Icon
- Note: you must login to Naviance through Clever.



### Naviance will allow you to:





- **Research colleges** – Compare GPA, standardized test scores, and other statistics, see what schools might be a good fit.
- **Research careers** – Research hundreds of careers and career clusters, and take career assessments like the Do What You Are® test.
- **Create plans for the future** – Build course plans, create goals and to-dos, and complete tasks assigned by the school to better prepare for college and career goals.
- **Get involved in the planning and advising process**- Build a resume, complete online surveys, and manage timelines and deadlines for making college and career decisions.

**Naviance** also lets Streamwood counselors share information about upcoming meetings and events, such as visits by college representatives, scholarship opportunities, and other resources. Key features:

- **Courses** – Coming soon ... the U-46 Curriculum Guide will be available here
- **Colleges**
  - Supermatch & college search--- Search colleges based on personalized criteria
  - Scattergrams & college maps--- Research specific college w/test scores & GPA
- **Careers**
  - Personality Type--- personality analysis & career cluster recommendations
  - Career Interest Profiler--- interests & matching occupation list
- **About Me** --- Coming soon ... View test scores & GPA, see what you've done
- **My Planner** – use this to set goals of your own or to see what tasks your counselors have assigned for you. Everyone will start with an assigned Naviance Scavenger Hunt

### Applying and Requesting Transcripts using Naviance

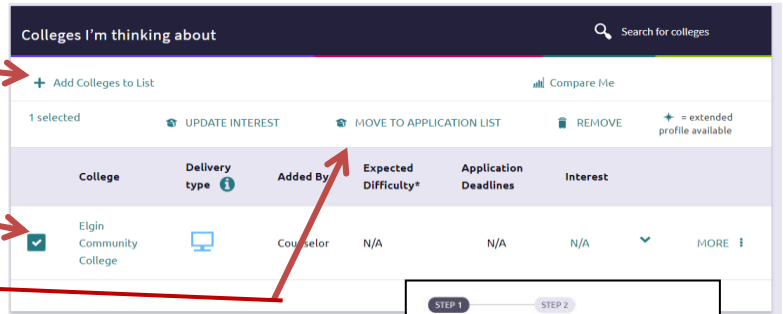
Please note: you **MUST** complete your application for the school you are applying to **BEFORE** you request your transcript to be sent. This is required for ALL colleges and universities. To determine how the college takes applications and transcripts, look up each college in Naviance and look for the icons below:

1. **Paper** (Mailing) - Complete & mail application, request transcript through Naviance. 
2. **Electronic Applications** - Complete application online, request transcript through Naviance. 
3. **The Common Application** - Complete application through Common App, request transcript through Naviance. 
4. **Common Application or Electronic** – Schools can take through Common Application or their own system. 

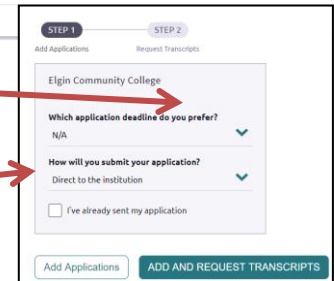
## How to add colleges to *Colleges I'm Thinking About* using Naviance

1. Look up a school directly or use College Match and click the heart icon
2. Select the *Colleges* Tab, then select the link *Colleges I'm Thinking About*

- To add more colleges, select *+Add Colleges to List*
- To move a school to *Colleges I'm Applying To*
- select box by the name of the school



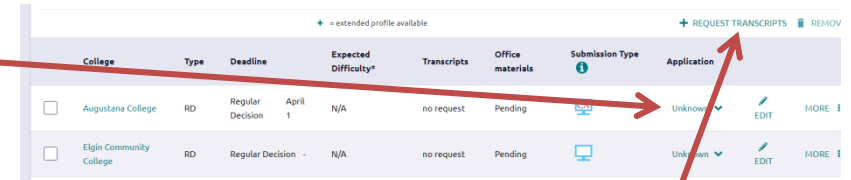
- then select *Move To Application List*
- When you move to the application list, a drop down menu allows you to select your application deadline (Regular, Early Decision, Rolling, etc)
- The drop down menu also allows you to select how you'll submit your application (Direct, Common App, etc)



## How to update Application Status using Naviance

1. From the main menu Select the link *Colleges I'm Applying To*

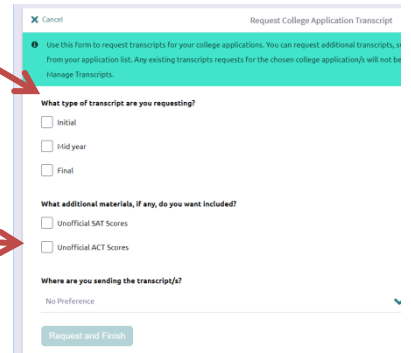
- Select the college you want to update application information for
- Select the application type then click on the drop down menu and update



## How to request Transcripts using Naviance

1. From the main menu Select the link *Colleges I'm Applying To*
2. Check the *Request Transcripts* icon

- From the pop up menu, select transcript type (initial, mid-year, final)
- Note that April in-school SAT scores are automatically included, but SHS cannot add ACT scores or additional SAT scores. To send those, go to <http://www.actstudent.org> or <http://www.collegeboard.org>
- Select the drop down menu to choose the college to receive the transcripts
- Click on "Request and Submit"



## How to request Letters of Recommendation using Naviance

If you require a letter of recommendation from your counselor, or a teacher

- Schedule a meeting with your counselor or teacher to ask if they'll write one
- Bring a resume or whatever the counselor or teacher asks for to write the letter
- Now formally request a letter through Naviance by clicking on *Colleges -> Apply to College -> Letters of Recommendation* and follow the prompts

## How to find Scholarships using Naviance

1. From the main menu Select the link *Colleges -> Scholarships and Money*
2. Select *Scholarship List* for local, state, or national scholarships Streamwood High School has received information about. SHS will also include Illinois State School, ECC, and Harper College scholarships as well as some scholarship search services
3. Select National Scholarship Search for the Sallie Mae Scholarship Search service.