

A Story of Units®

Eureka Math™

Grade 4, Module 6

Student File_B

*Contains Sprint and Fluency, Exit Ticket,
and Assessment Materials*

Published by the non-profit Great Minds.

Copyright © 2015 Great Minds. No part of this work may be reproduced, sold, or commercialized, in whole or in part, without written permission from Great Minds. Non-commercial use is licensed pursuant to a Creative Commons Attribution-NonCommercial-ShareAlike 4.0 license; for more information, go to <http://greatminds.net/maps/math/copyright>. “Great Minds” and “Eureka Math” are registered trademarks of Great Minds.

Printed in the U.S.A.

This book may be purchased from the publisher at eureka-math.org

10 9 8 7 6 5 4 3 2 1

Sprint and Fluency Packet

A

Number Correct: _____

Divide by 10

1.	$20 \div 10 =$	
2.	$30 \div 10 =$	
3.	$40 \div 10 =$	
4.	$80 \div 10 =$	
5.	$50 \div 10 =$	
6.	$90 \div 10 =$	
7.	$70 \div 10 =$	
8.	$60 \div 10 =$	
9.	$10 \div 10 =$	
10.	$100 \div 10 =$	
11.	$20 \div 10 =$	
12.	$120 \div 10 =$	
13.	$50 \div 10 =$	
14.	$150 \div 10 =$	
15.	$80 \div 10 =$	
16.	$180 \div 10 =$	
17.	$280 \div 10 =$	
18.	$380 \div 10 =$	
19.	$680 \div 10 =$	
20.	$640 \div 10 =$	
21.	$870 \div 10 =$	
22.	$430 \div 10 =$	

23.	$50 \div 10 =$	
24.	$850 \div 10 =$	
25.	$1,850 \div 10 =$	
26.	$70 \div 10 =$	
27.	$270 \div 10 =$	
28.	$4,270 \div 10 =$	
29.	$90 \div 10 =$	
30.	$590 \div 10 =$	
31.	$7,590 \div 10 =$	
32.	$120 \div 10 =$	
33.	$1,200 \div 10 =$	
34.	$2,000 \div 10 =$	
35.	$240 \div 10 =$	
36.	$2,400 \div 10 =$	
37.	$4,000 \div 10 =$	
38.	$690 \div 10 =$	
39.	$6,900 \div 10 =$	
40.	$9,000 \div 10 =$	
41.	$940 \div 10 =$	
42.	$5,280 \div 10 =$	
43.	$6,700 \div 10 =$	
44.	$7,000 \div 10 =$	

B

Number Correct: _____

Improvement: _____

Divide by 10

1.	$10 \div 10 =$	
2.	$20 \div 10 =$	
3.	$30 \div 10 =$	
4.	$70 \div 10 =$	
5.	$40 \div 10 =$	
6.	$80 \div 10 =$	
7.	$60 \div 10 =$	
8.	$50 \div 10 =$	
9.	$90 \div 10 =$	
10.	$100 \div 10 =$	
11.	$30 \div 10 =$	
12.	$130 \div 10 =$	
13.	$60 \div 10 =$	
14.	$160 \div 10 =$	
15.	$90 \div 10 =$	
16.	$190 \div 10 =$	
17.	$290 \div 10 =$	
18.	$390 \div 10 =$	
19.	$690 \div 10 =$	
20.	$650 \div 10 =$	
21.	$860 \div 10 =$	
22.	$420 \div 10 =$	

23.	$40 \div 10 =$	
24.	$840 \div 10 =$	
25.	$1,840 \div 10 =$	
26.	$80 \div 10 =$	
27.	$280 \div 10 =$	
28.	$4,280 \div 10 =$	
29.	$60 \div 10 =$	
30.	$560 \div 10 =$	
31.	$7,560 \div 10 =$	
32.	$130 \div 10 =$	
33.	$1,300 \div 10 =$	
34.	$3,000 \div 10 =$	
35.	$250 \div 10 =$	
36.	$2,500 \div 10 =$	
37.	$5,000 \div 10 =$	
38.	$740 \div 10 =$	
39.	$7,400 \div 10 =$	
40.	$4,000 \div 10 =$	
41.	$910 \div 10 =$	
42.	$5,820 \div 10 =$	
43.	$7,600 \div 10 =$	
44.	$6,000 \div 10 =$	

A

Number Correct: _____

Write Fractions and Decimals

1.	$\frac{2}{10} =$.
2.	$\frac{3}{10} =$.
3.	$\frac{4}{10} =$.
4.	$\frac{8}{10} =$.
5.	$\frac{6}{10} =$.
6.	$0.1 =$	$\frac{\quad}{10}$
7.	$0.2 =$	$\frac{\quad}{10}$
8.	$0.3 =$	$\frac{\quad}{10}$
9.	$0.7 =$	$\frac{\quad}{10}$
10.	$0.5 =$	$\frac{\quad}{10}$
11.	$\frac{5}{10} =$.
12.	$0.8 =$	$\frac{\quad}{10}$
13.	$\frac{7}{10} =$.
14.	$0.4 =$	$\frac{\quad}{10}$
15.	$\frac{9}{10} =$.
16.	$\frac{10}{10} =$.
17.	$\frac{11}{10} =$.
18.	$\frac{12}{10} =$.
19.	$\frac{15}{10} =$.
20.	$\frac{25}{10} =$.
21.	$\frac{45}{10} =$.
22.	$\frac{38}{10} =$.

23.	$1 =$	$\frac{\quad}{10}$
24.	$2 =$	$\frac{\quad}{10}$
25.	$5 =$	$\frac{\quad}{10}$
26.	$4 =$	$\frac{\quad}{10}$
27.	$4.1 =$	$\frac{\quad}{10}$
28.	$4.2 =$	$\frac{\quad}{10}$
29.	$4.6 =$	$\frac{\quad}{10}$
30.	$2.6 =$	$\frac{\quad}{10}$
31.	$3.6 =$	$\frac{\quad}{10}$
32.	$3.4 =$	$\frac{\quad}{10}$
33.	$2.3 =$	$\frac{\quad}{10}$
34.	$4\frac{3}{10} =$.
35.	$\frac{20}{10} =$.
36.	$1.8 =$	$\frac{\quad}{10}$
37.	$3\frac{4}{10} =$.
38.	$\frac{50}{10} =$.
39.	$4.7 =$	$\frac{\quad}{10}$
40.	$2\frac{8}{10} =$.
41.	$\frac{30}{10} =$.
42.	$3.2 =$	$\frac{\quad}{10}$
43.	$\frac{20}{10} =$.
44.	$2.1 =$	$\frac{\quad}{10}$

B

Number Correct: _____

Improvement: _____

Write Fractions and Decimals

1.	$\frac{1}{10} =$.
2.	$\frac{2}{10} =$.
3.	$\frac{3}{10} =$.
4.	$\frac{7}{10} =$.
5.	$\frac{5}{10} =$.
6.	$0.2 =$	$\frac{\quad}{10}$
7.	$0.3 =$	$\frac{\quad}{10}$
8.	$0.4 =$	$\frac{\quad}{10}$
9.	$0.8 =$	$\frac{\quad}{10}$
10.	$0.6 =$	$\frac{\quad}{10}$
11.	$\frac{4}{10} =$.
12.	$0.9 =$	$\frac{\quad}{10}$
13.	$\frac{6}{10} =$.
14.	$0.5 =$	$\frac{\quad}{10}$
15.	$\frac{9}{10} =$.
16.	$\frac{10}{10} =$.
17.	$\frac{11}{10} =$.
18.	$\frac{12}{10} =$.
19.	$\frac{17}{10} =$.
20.	$\frac{27}{10} =$.
21.	$\frac{47}{10} =$.
22.	$\frac{34}{10} =$.

23.	$1 =$	$\frac{\quad}{10}$
24.	$2 =$	$\frac{\quad}{10}$
25.	$4 =$	$\frac{\quad}{10}$
26.	$3 =$	$\frac{\quad}{10}$
27.	$3.1 =$	$\frac{\quad}{10}$
28.	$3.2 =$	$\frac{\quad}{10}$
29.	$3.6 =$	$\frac{\quad}{10}$
30.	$1.6 =$	$\frac{\quad}{10}$
31.	$2.6 =$	$\frac{\quad}{10}$
32.	$4.2 =$	$\frac{\quad}{10}$
33.	$2.5 =$	$\frac{\quad}{10}$
34.	$3\frac{4}{10} =$.
35.	$\frac{50}{10} =$.
36.	$1.7 =$	$\frac{\quad}{10}$
37.	$4\frac{3}{10} =$.
38.	$\frac{20}{10} =$.
39.	$4.6 =$	$\frac{\quad}{10}$
40.	$2\frac{4}{10} =$.
41.	$\frac{40}{10} =$.
42.	$2.3 =$	$\frac{\quad}{10}$
43.	$\frac{30}{10} =$.
44.	$4.1 =$	$\frac{\quad}{10}$

A

Number Correct: _____

Write Fractions and Decimals

1.	$\frac{3}{10} =$.
2.	$\frac{3}{100} =$.
3.	$\frac{23}{100} =$.
4.	$1\frac{23}{100} =$.
5.	$4\frac{23}{100} =$.
6.	$0.07 =$	—
7.	$1.07 =$	—
8.	$0.7 =$	—
9.	$1.7 =$	—
10.	$1.74 =$	—
11.	$\frac{4}{100} =$.
12.	$0.6 =$	—
13.	$\frac{7}{100} =$.
14.	$0.02 =$	—
15.	$\frac{9}{100} =$.
16.	$\frac{10}{100} =$.
17.	$\frac{10}{100} + \frac{2}{100} =$.
18.	$\frac{1}{10} + \frac{2}{100} =$.
19.	$\frac{1}{10} + \frac{3}{100} =$.
20.	$\frac{1}{10} + \frac{4}{100} =$.
21.	$\frac{1}{10} + \frac{9}{100} =$.
22.	$3 + \frac{1}{10} + \frac{9}{100} =$.

23.	$2 + \frac{1}{10} + \frac{6}{100} =$.
24.	$2 + 0.1 + 0.06 =$.
25.	$3 + 0.1 + 0.06 =$.
26.	$3 + 0.1 + 0.04 =$.
27.	$3 + 0.5 + 0.04 =$.
28.	$2 + 0.3 + 0.08 =$.
29.	$2 + 0.08 =$.
30.	$1 + 0.3 =$.
31.	$10 + 0.3 =$.
32.	$1 + 0.4 + 0.06 =$.
33.	$10 + 0.4 + 0.06 =$.
34.	$30 + 0.7 + 0.02 =$.
35.	$2 + \frac{3}{10} + 0.05 =$.
36.	$4 + 0.5 + \frac{3}{100} =$.
37.	$4 + \frac{3}{100} + 0.5 =$.
38.	$0.5 + \frac{3}{100} + 4 =$.
39.	$20 + 0.8 + 0.01 =$.
40.	$4 + \frac{9}{100} + \frac{2}{10} =$.
41.	$0.04 + 2 + 0.7 =$	—
42.	$\frac{6}{10} + 8 + \frac{2}{100} =$.
43.	$\frac{5}{100} + 8 + 0.9 =$	—
44.	$0.9 + 10 + \frac{4}{100} =$.

B

Number Correct: _____

Improvement: _____

Write Fractions and Decimals

1.	$\frac{1}{10} =$.
2.	$\frac{2}{10} =$.
3.	$\frac{3}{10} =$.
4.	$\frac{7}{10} =$.
5.	$\frac{5}{10} =$.
6.	$0.2 =$	—
7.	$0.3 =$	—
8.	$0.4 =$	—
9.	$0.8 =$	—
10.	$0.6 =$	—
11.	$\frac{4}{10} =$.
12.	$0.9 =$	—
13.	$\frac{6}{10} =$.
14.	$0.5 =$	—
15.	$\frac{9}{10} =$.
16.	$\frac{10}{10} =$.
17.	$\frac{11}{10} =$.
18.	$\frac{12}{10} =$.
19.	$\frac{17}{10} =$.
20.	$\frac{27}{10} =$.
21.	$\frac{47}{10} =$.
22.	$\frac{34}{10} =$.

23.	$2 + \frac{1}{10} + \frac{4}{100} =$.
24.	$2 + 0.1 + 0.04 =$.
25.	$3 + 0.1 + 0.04 =$.
26.	$3 + 0.1 + 0.06 =$.
27.	$3 + 0.5 + 0.06 =$.
28.	$2 + 0.4 + 0.09 =$.
29.	$2 + 0.06 =$.
30.	$1 + 0.5 =$.
31.	$10 + 0.5 =$.
32.	$1 + 0.2 + 0.04 =$.
33.	$10 + 0.2 + 0.04 =$.
34.	$30 + 0.9 + 0.06 =$.
35.	$2 + \frac{5}{10} + 0.07 =$.
36.	$4 + 0.7 + \frac{5}{100} =$.
37.	$4 + \frac{5}{100} + 0.7 =$.
38.	$0.7 + \frac{5}{100} + 4 =$.
39.	$20 + 0.6 + 0.01 =$.
40.	$6 + \frac{7}{100} + \frac{4}{10} =$.
41.	$0.06 + 2 + 0.9 =$	—
42.	$\frac{8}{10} + 6 + \frac{4}{100} =$.
43.	$\frac{3}{100} + 8 + 0.7 =$	—
44.	$0.7 + 10 + \frac{6}{100} =$.

A

Number Correct: _____

Add Decimal Fractions

1.	$\frac{1}{10} =$.
2.	$\frac{1}{100} =$.
3.	$\frac{1}{10} + \frac{1}{100} =$.
4.	$\frac{3}{10} =$.
5.	$\frac{3}{100} =$.
6.	$\frac{3}{10} + \frac{3}{100} =$.
7.	$\frac{5}{10} =$.
8.	$\frac{5}{100} =$.
9.	$\frac{5}{10} + \frac{5}{100} =$.
10.	$\frac{7}{10} =$.
11.	$\frac{9}{100} =$.
12.	$\frac{7}{10} + \frac{9}{100} =$.
13.	$\frac{9}{100} + \frac{7}{10} =$.
14.	$\frac{4}{10} =$.
15.	$\frac{6}{100} =$.
16.	$\frac{4}{10} + \frac{6}{100} =$.
17.	$\frac{4}{100} + \frac{6}{10} =$.
18.	$\frac{8}{10} + \frac{5}{100} =$.
19.	$\frac{9}{10} + \frac{2}{100} =$.
20.	$\frac{1}{100} + \frac{8}{10} =$.
21.	$\frac{4}{100} + \frac{1}{10} =$.
22.	$\frac{7}{100} + \frac{4}{10} =$.

23.	$\frac{2}{10} =$.
24.	$\frac{20}{100} =$.
25.	$\frac{2}{10} + \frac{20}{100} =$.
26.	$\frac{3}{10} =$.
27.	$\frac{30}{100} =$.
28.	$\frac{3}{10} + \frac{30}{100} =$.
29.	$\frac{5}{10} + \frac{20}{100} =$.
30.	$\frac{8}{10} + \frac{10}{100} =$.
31.	$\frac{8}{10} + \frac{20}{100} =$.
32.	$\frac{8}{10} + \frac{30}{100} =$.
33.	$\frac{8}{10} + \frac{50}{100} =$.
34.	$\frac{9}{10} + \frac{40}{100} =$.
35.	$\frac{9}{10} + \frac{47}{100} =$.
36.	$\frac{7}{10} + \frac{50}{100} =$.
37.	$\frac{7}{10} + \frac{59}{100} =$.
38.	$\frac{6}{10} + \frac{60}{100} =$.
39.	$\frac{6}{10} + \frac{64}{100} =$.
40.	$\frac{65}{100} + \frac{6}{10} =$.
41.	$\frac{91}{100} + \frac{7}{10} =$.
42.	$\frac{8}{10} + \frac{73}{100} =$.
43.	$\frac{9}{10} + \frac{82}{100} =$.
44.	$\frac{98}{100} + \frac{9}{10} =$.

B

Number Correct: _____

Improvement: _____

Add Decimal Fractions

1.	$\frac{2}{10} =$.
2.	$\frac{2}{100} =$.
3.	$\frac{2}{10} + \frac{2}{100} =$.
4.	$\frac{4}{10} =$.
5.	$\frac{4}{100} =$.
6.	$\frac{4}{10} + \frac{4}{100} =$.
7.	$\frac{6}{10} =$.
8.	$\frac{6}{100} =$.
9.	$\frac{6}{10} + \frac{6}{100} =$.
10.	$\frac{4}{10} =$.
11.	$\frac{8}{100} =$.
12.	$\frac{4}{10} + \frac{8}{100} =$.
13.	$\frac{8}{100} + \frac{4}{10} =$.
14.	$\frac{5}{10} =$.
15.	$\frac{7}{100} =$.
16.	$\frac{5}{10} + \frac{7}{100} =$.
17.	$\frac{7}{100} + \frac{5}{10} =$.
18.	$\frac{9}{10} + \frac{6}{100} =$.
19.	$\frac{8}{10} + \frac{3}{100} =$.
20.	$\frac{1}{100} + \frac{7}{10} =$.
21.	$\frac{3}{100} + \frac{1}{10} =$.
22.	$\frac{8}{100} + \frac{3}{10} =$.

23.	$\frac{1}{10} =$.
24.	$\frac{10}{100} =$.
25.	$\frac{1}{10} + \frac{10}{100} =$.
26.	$\frac{4}{10} =$.
27.	$\frac{40}{100} =$.
28.	$\frac{4}{10} + \frac{40}{100} =$.
29.	$\frac{5}{10} + \frac{30}{100} =$.
30.	$\frac{7}{10} + \frac{20}{100} =$.
31.	$\frac{7}{10} + \frac{30}{100} =$.
32.	$\frac{7}{10} + \frac{40}{100} =$.
33.	$\frac{7}{10} + \frac{60}{100} =$.
34.	$\frac{9}{10} + \frac{30}{100} =$.
35.	$\frac{9}{10} + \frac{37}{100} =$.
36.	$\frac{8}{10} + \frac{40}{100} =$.
37.	$\frac{8}{10} + \frac{49}{100} =$.
38.	$\frac{7}{10} + \frac{70}{100} =$.
39.	$\frac{7}{10} + \frac{76}{100} =$.
40.	$\frac{78}{100} + \frac{7}{10} =$.
41.	$\frac{81}{100} + \frac{7}{10} =$.
42.	$\frac{9}{10} + \frac{73}{100} =$.
43.	$\frac{9}{10} + \frac{84}{100} =$.
44.	$\frac{84}{100} + \frac{8}{10} =$.

Exit Ticket Packet

Name _____

Date _____

1. Fill in the blank to make the sentence true in both fraction form and decimal form.

a. $\frac{9}{10}$ cm + _____ cm = 1 cm

0.9 cm + _____ cm = 1.0 cm

b. $\frac{4}{10}$ cm + _____ cm = 1 cm

0.4 cm + _____ cm = 1.0 cm

2. Match each amount expressed in unit form to its fraction form and decimal form.

3 tenths

 $\frac{5}{10}$

0.8

8 tenths

 $\frac{8}{10}$

0.3

5 tenths

 $\frac{3}{10}$

0.5

Name _____

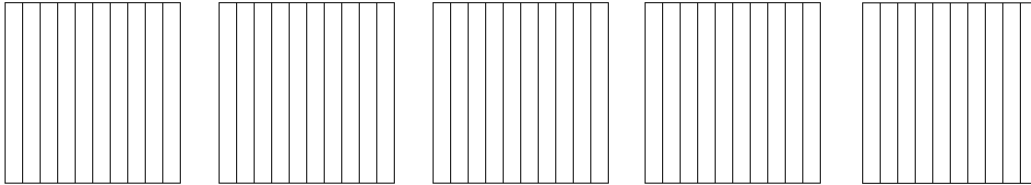
Date _____

1. For the length given below, draw a line segment to match. Express the measurement as an equivalent mixed number.


4.8 cm

2. Write the following in decimal form and as a mixed number. Shade the area model to match.

- a. 3 ones and 7 tenths = _____ = _____



- b. $\frac{24}{10}$ = _____ = _____

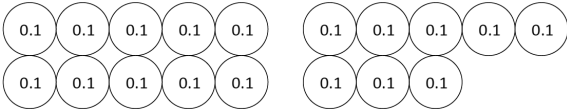


How much more is needed to get to 5? _____



Name _____

Date _____

1. Circle groups of tenths to make as many ones as possible.

<p>How many tenths in all?</p>  <p>There are _____ tenths.</p>	<p>Write and draw the same number using ones and tenths.</p> <p>Decimal Form: _____</p> <p>How much more is needed to get to 2? _____</p>
---	--

2. Complete the chart.

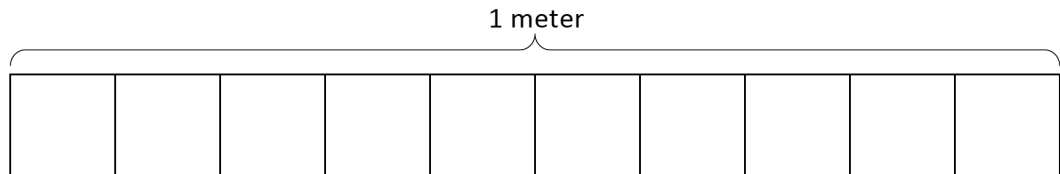
Point	Number Line	Decimal Form	Mixed Number (ones and fraction form)	Expanded Form (fraction or decimal form)	How much to get to the next one?
a.			$12 \frac{9}{10}$		
b.		70.7			

Name _____

Date _____

1. Shade in the amount shown. Then, write the equivalent decimal.

$$\frac{6}{10} \text{ m}$$



2. Draw a number bond, pulling out the tenths from the hundredths. Write the total as the equivalent decimal.

a. $\frac{62}{100} \text{ m}$

b. $\frac{27}{100}$

Name _____

Date _____

Use both tenths and hundredths place value disks to represent each fraction. Write the equivalent decimal, and fill in the blanks to represent each in unit form.

1. $\frac{7}{100} = 0.\underline{\quad}$

___ hundredths

2. $\frac{34}{100} = 0.\underline{\quad}$

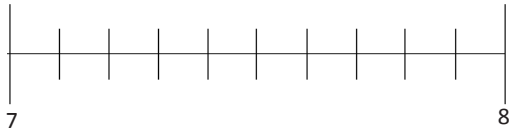
___ tenths ___ hundredths

Name _____

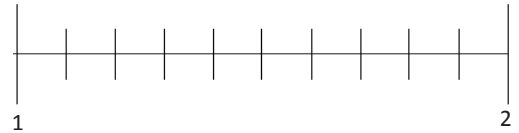
Date _____

1. Estimate to locate the points on the number lines. Mark the point, and label it as a decimal.

a. $7\frac{20}{100}$



b. $1\frac{75}{100}$



2. Write the equivalent fraction and decimal for each number.

a. 8 ones 24 hundredths

b. 2 ones 6 hundredths

Name _____

Date _____

1. Use the place value chart to answer the following questions. Express the value of the digit in unit form.

hundreds	tens	ones	.	tenths	hundredths
8	2	7		6	4

- a. The digit _____ is in the hundreds place. It has a value of _____.
- b. The digit _____ is in the tens place. It has a value of _____.
- c. The digit _____ is in the tenths place. It has a value of _____.
- d. The digit _____ is in the hundredths place. It has a value of _____.

2. Complete the following chart.

Fraction	Expanded Form		Decimal
	Fraction Notation	Decimal Notation	
$422\frac{8}{100}$			
	$(3 \times 100) + (9 \times \frac{1}{10}) + (2 \times \frac{1}{100})$		

Name _____

Date _____

1. a. Draw place value disks to represent the following decomposition:

3 ones 2 tenths = _____ tenths

ones	.	tenths	hundredths

b. 3 ones 2 tenths = _____ hundredths

2. Decompose the units.

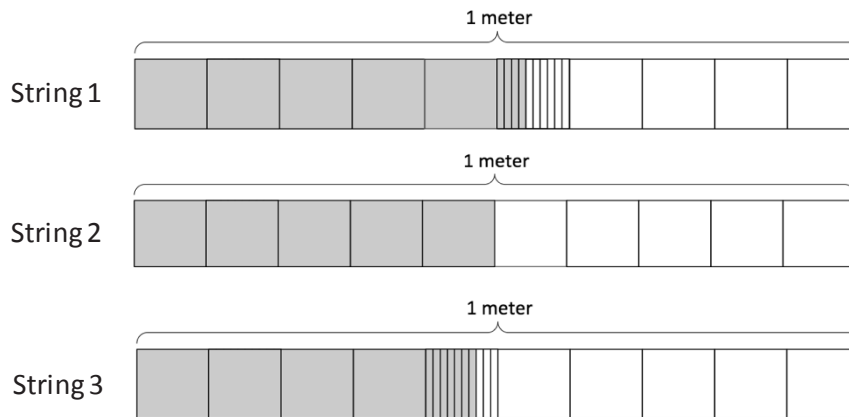
a. $2.6 = \underline{\quad}$ tenths

b. $6.1 = \underline{\quad}$ hundredths

Name _____

Date _____

1. a. Doug measures the lengths of three strings and shades tape diagrams to represent the length of each string as show below. Express, in decimal form, the length of each string.



- b. List the lengths of the strings in order from greatest to least.

2. Compare the values below using $>$, $<$, or $=$.

a. $0.8 \text{ kg} \underline{\hspace{1cm}} 0.6 \text{ kg}$

b. $0.36 \text{ kg} \underline{\hspace{1cm}} 0.5 \text{ kg}$

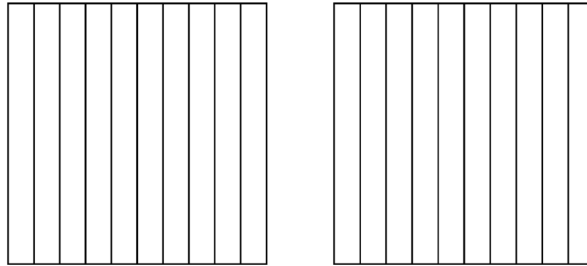
c. $0.4 \text{ kg} \underline{\hspace{1cm}} 0.47 \text{ kg}$

Name _____

Date _____

1. Ryan says that 0.6 is less than 0.60 because it has fewer digits. Jessie says that 0.6 is greater than 0.60. Who is right? Why? Use the area models below to help explain your answer.

0.6 _____ 0.60



2. Use the symbols $<$, $>$, or $=$ to compare.

a. 3.9 _____ 3.09

b. 2.4 _____ 2 ones and 4 hundredths

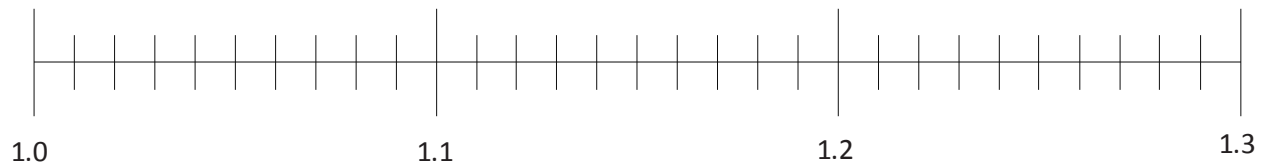
c. 7.84 _____ 78 tenths and 4 hundredths

Name _____

Date _____

1. Plot the following points on the number line using decimal form.

1 one and 1 tenth, $\frac{13}{10}$, 1 one and 20 hundredths, $\frac{129}{100}$, 1.11, $\frac{102}{100}$



2. Arrange the following numbers in order from greatest to least using decimal form. Use the > symbol between each number.

5.6, $\frac{605}{100}$, 6.15, $6\frac{56}{100}$, $\frac{516}{100}$, 6 ones and 5 tenths

Name _____

Date _____

1. Complete the number sentence by expressing each part using hundredths. Use the place value chart to model.

ones		tenths	hundredths
	●		

1 tenth + 9 hundredths = _____ hundredths

2. Find the sum. Write your answer as a decimal.

$$\frac{4}{10} + \frac{73}{100}$$

Name _____

Date _____

Solve by rewriting the number sentence in fraction form. After solving, rewrite the complete number sentence in decimal form.

1. $7.3 + 0.95$

2. $8.29 + 5.9$

Name _____

Date _____

Elise ran 6.43 kilometers on Saturday and 5.6 kilometers on Sunday. How many total kilometers did she run on Saturday and Sunday?

Name _____

Date _____

Solve. Give the total amount of money in fraction and decimal form.

1. 2 quarters and 3 dimes

2. 1 quarter 7 dimes and 23 pennies

Solve. Express the answer as a decimal.

3. 2 dollars 1 quarter 14 pennies + 3 dollars 2 quarters 3 dimes

Name _____

Date _____

Use the RDW process to solve. Write your answer as a decimal.

David's mother told him that he could keep all the money he finds under the sofa cushions in their house. David finds 6 quarters, 4 dimes, and 26 pennies. How much money does David find altogether?


Assessment Packet

Name _____


Date _____

1. Write the following fractions as equivalent decimals. Then, model each decimal with the given representation.

a. $\frac{2}{10} =$ _____




b. $\frac{3}{100} =$ _____



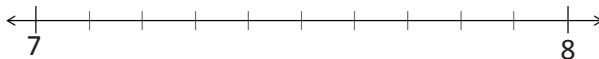
c. $\frac{4}{10} =$ _____



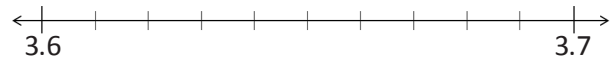
d. $\frac{46}{100} =$ _____



e. $7\frac{6}{10} =$ _____



f. $3\frac{64}{100} =$ _____



g. $4\frac{7}{10} =$ _____


ones	.	tenths

h. $5\frac{72}{100} =$ _____



ones	.	tenths	hundredths

2. Decompose tenths into hundredths using the area model. Express the equivalence of tenths and hundredths with fractions and with decimals.

a. 3 tenths



b. 1 and 7 tenths



3. Use number bonds to complete parts (a) and (b) below:

a. Decompose 3.24 by units.

b. Compose 0.03, 0.5, and 2 as one decimal number.

4. Model the following equivalence on the place value chart using place value disks.







20 hundredths = 2 tenths

ones	.	tenths	hundredths

5. Complete the following chart.

	Unit Form	Fraction	Fraction Expanded Form	Decimal Expanded Form	Decimal
a.	1 tenth 6 hundredths				
b.		$2\frac{7}{10}$			
c.					6.34
d.				$(1 \times 10) + (6 \times 1) + (5 \times 0.01)$	
e.			$(2 \times 10) + (3 \times 1) + (7 \times \frac{1}{10}) + (8 \times \frac{1}{100})$		

6. Maya puts groceries into bags. The items and their weights in kilograms are given below.

					
Bread	Bananas	Cheese	Carrots	Grapes	Eggs
0.25	0.34	0.56	$\frac{25}{100}$	$\frac{56}{100}$	$\frac{34}{100}$

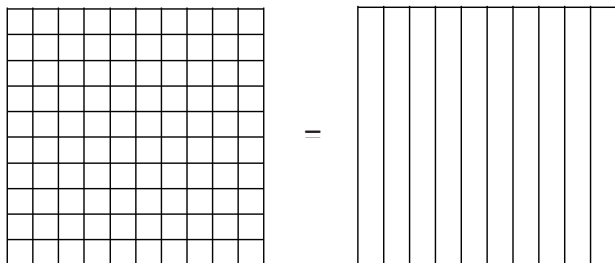
- a. Plot the weight in kilograms of each item on the number line below.



- b. Write a number sentence using decimals to record the weight in kilograms of the bananas in expanded form.
- c. Write a number sentence using fractions to record the weight in kilograms of the grapes in expanded form.

Maya packs the eggs and cheese into one of the bags. Together, these items weigh $\frac{90}{100}$ kilogram.

- d. Use the area model to show that $\frac{90}{100}$ can be renamed as tenths.



- e. Use division to show how $\frac{90}{100}$ can be renamed as tenths.

Maya places the bread into the bag with the eggs and cheese. Together, all three items weigh 1 and 15 hundredths kilograms.

- f. Use a model and words to explain how 1 and 15 hundredths can be written as a decimal and as a fraction.

Maya put the rest of the groceries in a second bag. The items in both bags weigh a total of $2\frac{30}{100}$ kilograms.

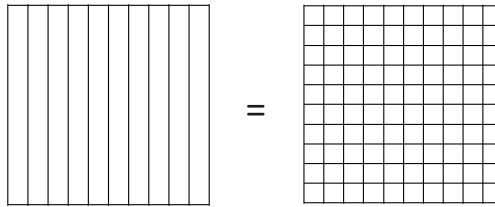
- g. Using a model and words, explain how many tenths are in $2\frac{30}{100}$.

Name _____

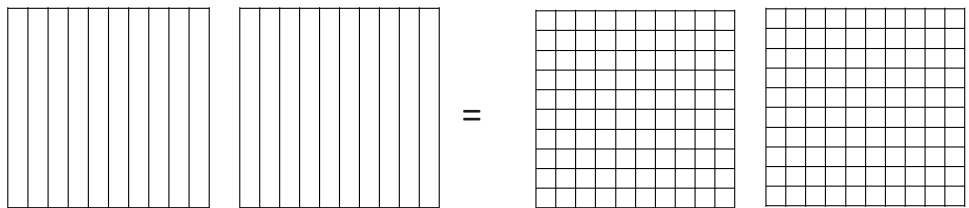
Date _____

1. Decompose each fraction into hundredths using area models. Then, write the equivalent number sentence using decimals.

a. $\frac{8}{10} = \underline{\hspace{2cm}}$



b. $\frac{18}{10} = \underline{\hspace{2cm}}$

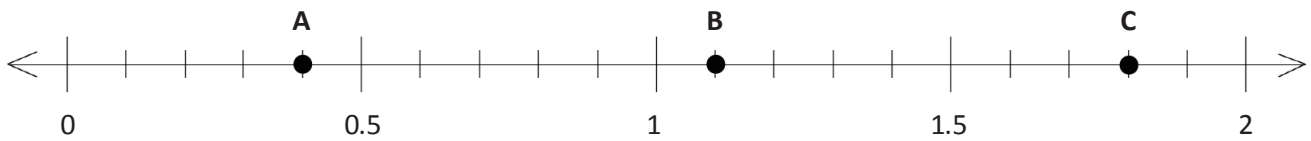


Decompose each fraction into hundredths. Then, write the equivalent number sentence for each part using decimals.

c. $\frac{2}{10} = \underline{\hspace{2cm}}$

d. $\frac{5}{10} = \underline{\hspace{2cm}}$

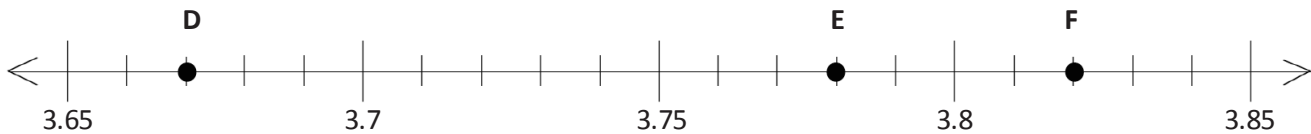
2. Several points are plotted on the number lines below. Identify the decimal number associated with each point.



A. _____

B. _____

C. _____



D. _____

E. _____

F. _____

3. Use the symbols $>$, $=$, or $<$ to compare the following. Justify your conclusions using pictures, numbers, or words.

a. $0.02 \bigcirc 0.22$

b. $0.6 \bigcirc 0.60$

c. 17 tenths \bigcirc 1.7

d. $1.04 \bigcirc 1\frac{4}{10}$

e. $0.38 \bigcirc \frac{38}{10}$

f. $4.05 \bigcirc 4\frac{5}{100}$

g. 3 tenths + 2 hundredths \bigcirc 1 tenth + 13 hundredths

h. 8 hundredths + 7 tenths \bigcirc 6 tenths + 17 hundredths

4. Solve.

a. Express your solution as a fraction of a meter. $0.3 \text{ m} + 1.45 \text{ m}$

b. Express your solution as a fraction of a liter. $1.7 \text{ L} + 0.82 \text{ L}$

c. Express your solution as a fraction of a dollar. $4 \text{ dimes } 1 \text{ penny} + 77 \text{ pennies}$

5. Solve.

a. $\frac{7}{10} + \frac{8}{100}$

b. $\frac{4}{10} + \frac{51}{100}$

c. $\frac{5}{10} + \frac{68}{100}$

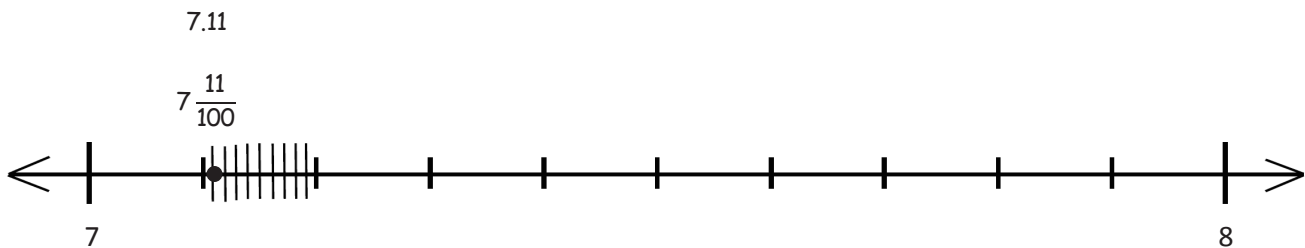
d. $\frac{98}{100} + \frac{2}{10}$

e. $\frac{12}{100} + \frac{12}{10}$

f. $\frac{1}{10} + \frac{13}{100} + \frac{8}{10}$



6. Answer the following questions about a track meet.
- a. Jim and Joe ran in a relay race. Jim had a time of 9.8 seconds. Joe had a time of 10.32 seconds. Together, how long did it take them to complete the race? Record your answer as a decimal.

- b. The times of the 5 fastest runners were 7.11 seconds, 7.06 seconds, 7.6 seconds, 7.90 seconds, and 7.75 seconds. Locate these times on the number line. Record the times as decimals and fractions. One has been completed for you.



- c. Natalie threw a discus 32.04 meters. She threw 3.8 meters farther on her next throw. Write a statement to compare the two distances that Natalie threw the discus using $>$, $<$, or $=$.

- d. At the concession stand, Marta spent 89 cents on a bottle of water and 5 dimes on a bag of chips. Shade the area models to represent the cost of each item.



- e. Write a number sentence in fraction form to find the total cost of a water bottle and a bag of chips. After solving, write the complete number sentence in decimal form.

- f. Brian and Sonya each have a container. They mark their containers to show tenths. Brian and Sonya both fill their containers with 0.7 units of juice. However, Brian has more juice in his container. Explain how this is possible.