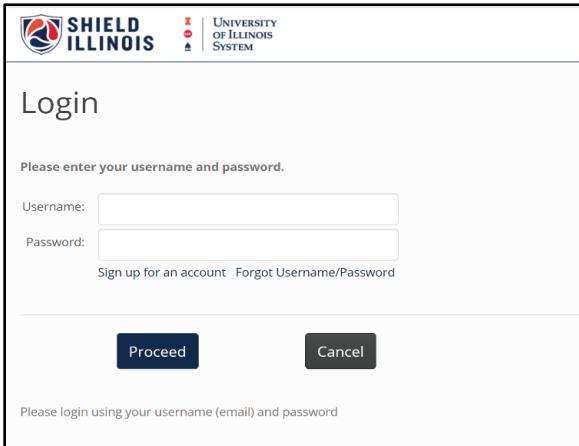




Portal Creation Instructions

1. Click "Sign up for an account."



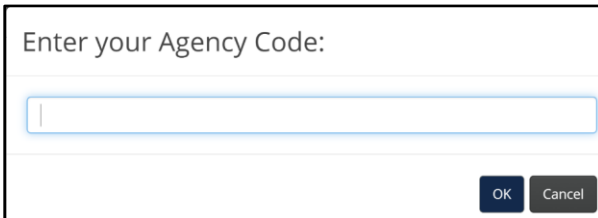
The screenshot shows the SHIELD ILLINOIS login page. At the top left are the SHIELD ILLINOIS and UNIVERSITY OF ILLINOIS SYSTEM logos. Below the logos is the heading "Login". A prompt reads "Please enter your username and password." There are two input fields: "Username:" and "Password:". Below the password field are links for "Sign up for an account" and "Forgot Username/Password". At the bottom are two buttons: "Proceed" and "Cancel". A footer note says "Please login using your username (email) and password".

Agency Codes:

Staff--rh6snfmx

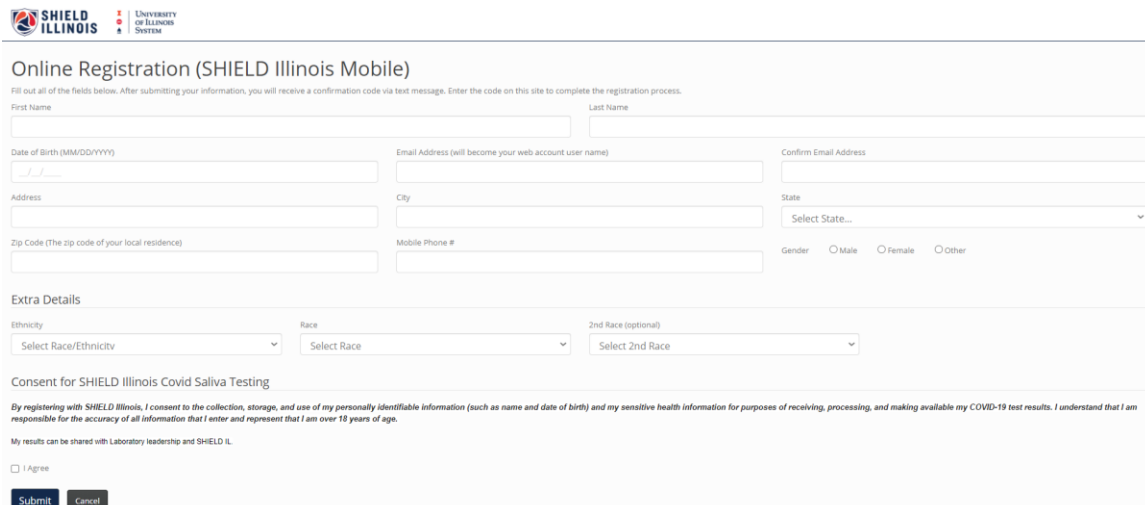
Parents/Students--df5brbj

2. Enter the Agency Code for your organization



The screenshot shows a form titled "Enter your Agency Code:". There is a single text input field. At the bottom right are two buttons: "OK" and "Cancel".

3. Complete your registration and submit.




The screenshot shows the "Online Registration (SHIELD Illinois Mobile)" form. At the top left are the SHIELD ILLINOIS and UNIVERSITY OF ILLINOIS SYSTEM logos. Below the logos is the heading "Online Registration (SHIELD Illinois Mobile)". A prompt reads "Fill out all of the fields below. After submitting your information, you will receive a confirmation code via text message. Enter the code on this site to complete the registration process." The form contains several input fields: "First Name", "Last Name", "Date of Birth (MM/DD/YYYY)", "Email Address (will become your web account user name)", "Confirm Email Address", "Address", "City", "State" (a dropdown menu), "Zip Code (The zip code of your local residence)", "Mobile Phone #", and "Gender" (radio buttons for Male, Female, and Other). Below these is the "Extra Details" section with "Ethnicity", "Race", and "2nd Race (optional)" dropdown menus. At the bottom is the "Consent for SHIELD Illinois Covid Saliva Testing" section, which includes a checkbox for "I Agree" and "Submit" and "Cancel" buttons.



[Portal.shieldillinois.com](https://portal.shieldillinois.com)

4. You will receive a special code via text and email to confirm your identity.
5. Enter that code as indicated.



We have sent a registration code to 1111211212 via text message and to jasweet15@yahoo.com via email. This code will expire in five (5) minutes. When you receive the code, please enter it here to continue the registration process. It may take one (1) to two (2) minutes for your code to arrive.

Verify Code

[Submit](#) [Go Back](#) [Re-send Code](#)