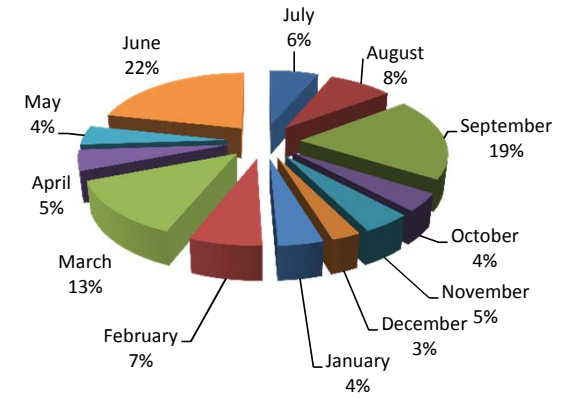


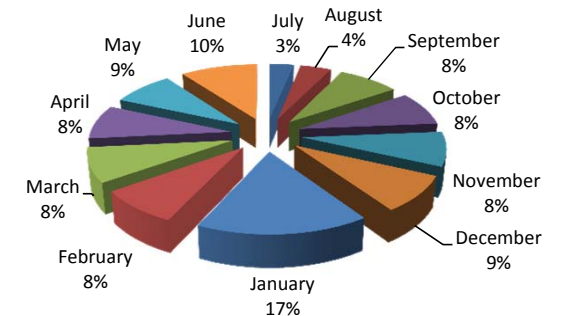
## APRIL 2013 MONTHLY FINANCIAL UPDATE

Revenue	Current Month Actual	YTD Actual	Annual Budget	% Actual/ Annual Budget	Prior YTD Actual	% Change in YTD Amount
Local	\$ 3,110,720	\$ 213,345,628	\$ 306,836,415	69.53%	\$ 223,034,964	-4.34%
State	\$ 9,035,481	\$ 80,166,611	\$ 95,172,789	84.23%	\$ 88,165,144	-9.07%
Federal	\$ 3,862,840	\$ 25,199,056	\$ 33,424,999	75.39%	\$ 23,378,822	7.79%
Other/Financing	\$ 9,580	\$ 130,772	\$ 2,000,000	6.54%	\$ 34,501,253	-99.62%
<b>Total Revenue</b>	<b>\$ 16,018,620</b>	<b>\$ 318,842,067</b>	<b>\$ 437,434,203</b>	<b>72.89%</b>	<b>\$ 369,080,183</b>	<b>-13.61%</b>
<b>Expenditures</b>						
Salaries	\$ 22,652,659	\$ 186,915,858	\$ 232,016,567	80.56%	\$ 175,694,345	6.39%
Benefits	\$ 6,486,609	\$ 66,051,787	\$ 84,610,792	78.07%	\$ 62,721,110	5.31%
Purchased Services	\$ 3,689,098	\$ 26,113,120	\$ 37,659,331	69.34%	\$ 25,481,617	2.48%
Supplies & Materials	\$ 2,634,399	\$ 20,415,154	\$ 24,604,501	82.97%	\$ 21,262,932	-3.99%
Capital Outlay	\$ 79,969	\$ 10,600,532	\$ 16,036,036	66.10%	\$ 9,550,342	11.00%
Other Objects	\$ 866,811	\$ 50,602,419	\$ 55,134,147	91.78%	\$ 62,402,878	-18.91%
<b>Total Expenditures</b>	<b>\$ 36,409,545</b>	<b>\$ 360,698,870</b>	<b>\$ 450,061,374</b>	<b>80.14%</b>	<b>\$ 357,113,224</b>	<b>1.00%</b>
<b>Revenue less Expenditures</b>	<b>\$ (20,390,925)</b>	<b>\$ (41,856,803)</b>	<b>\$ (12,627,171)</b>		<b>\$ 11,966,958</b>	

### Budgeted Revenue by Month - FY 2013

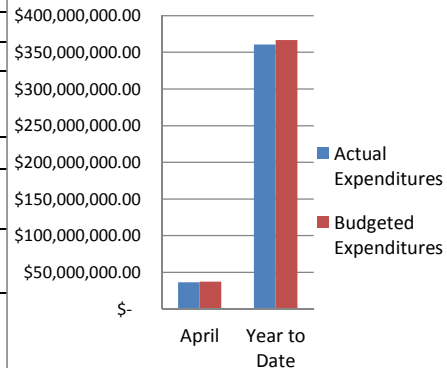


### Budgeted Expenditures by Month - FY 2013



<b>Total Amount State Currently Owes the District:</b>	<b>\$7,423,015</b>
<b>Current Cash Balance:</b>	<b>\$143,324,711</b>
<b>Days Cash On Hand:</b>	<b>119</b>
<b>Cash balance without Working Cash Fund:</b>	<b>\$49,388,489</b>
<b>Days Cash On Hand:</b>	<b>41</b>
<b>Total Dollars Encumbered:</b>	<b>\$21,069,019</b>
<b>Operating Funds Beg Balance 7/01/2012</b>	<b>\$34,356,238</b>
<b>Current year (FY2013) surplus(deficit):</b>	<b>-\$10,128,271</b>
<b>Operating Funds End Balance 04/30/2013:</b>	<b>\$24,227,967</b>

#### Expenditures (in millions)



#### Revenues (in millions)

