

Infinite Campus Directions for Parents

[Preferences](#) | [Today](#) | [Calendar](#) | [Assignments](#) | [Grades](#) | [Attendance](#) | [Schedule](#) | [Fees](#) | [Reports](#) | [More](#)

Welcome to Infinite Campus PARENT! You can see your student's schedule, grades, and much more using the parent portal. Use the hyperlinks above to navigate information on each option of the Infinite Campus Menu. Introductory video found [HERE](https://tinyurl.com/y5tdpva4) (https://tinyurl.com/y5tdpva4) or scan code.



Logging In

Use the Infinite Campus icon found on the homepage of the U-46 or school's website.

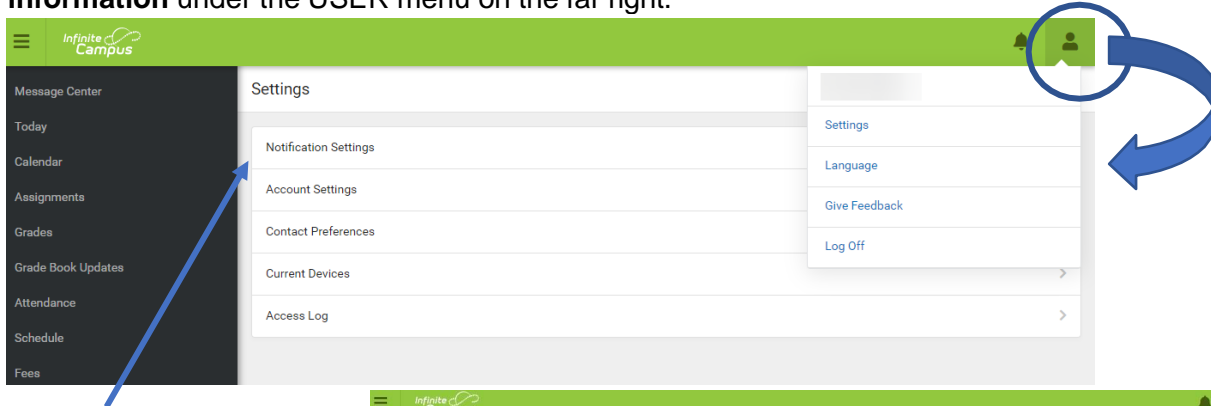


Click **CAMPUS PARENT**

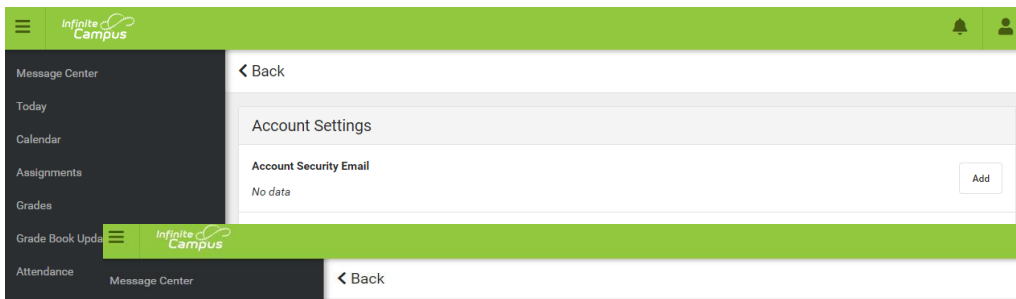
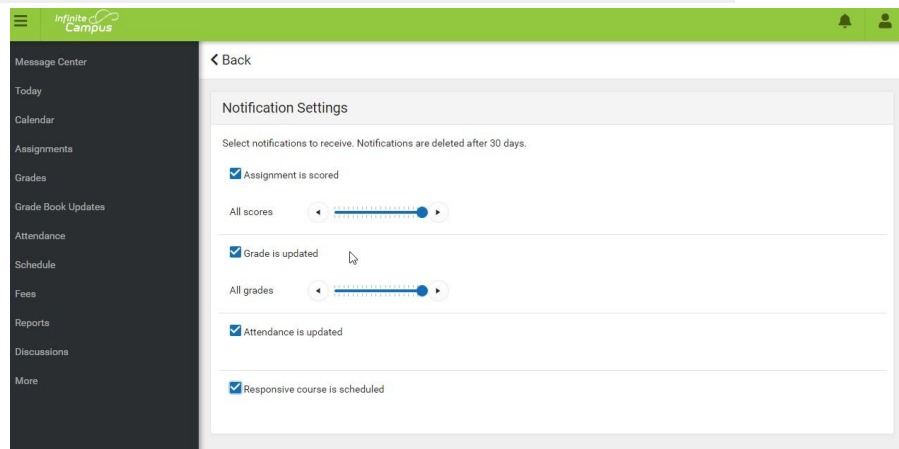
If you can't remember your **parent username** and **password**, use the RESET link. This requires the email associated with the account. The email address for your Infinite Campus Parent account is associated with the SAME email you used for REGISTRATION.

Set up your preferences

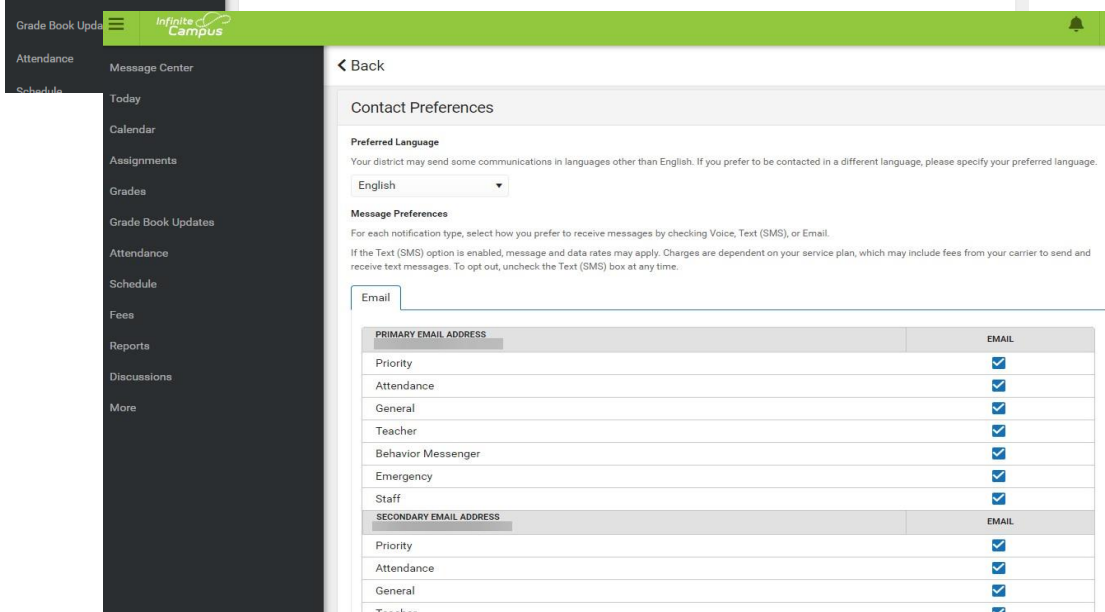
Customize the settings for your account with **language, notification, and contact/account information** under the USER menu on the far right.



Under **Notifications Settings** use the sliding bar to set when you want to be notified about concerning assignments and grades.



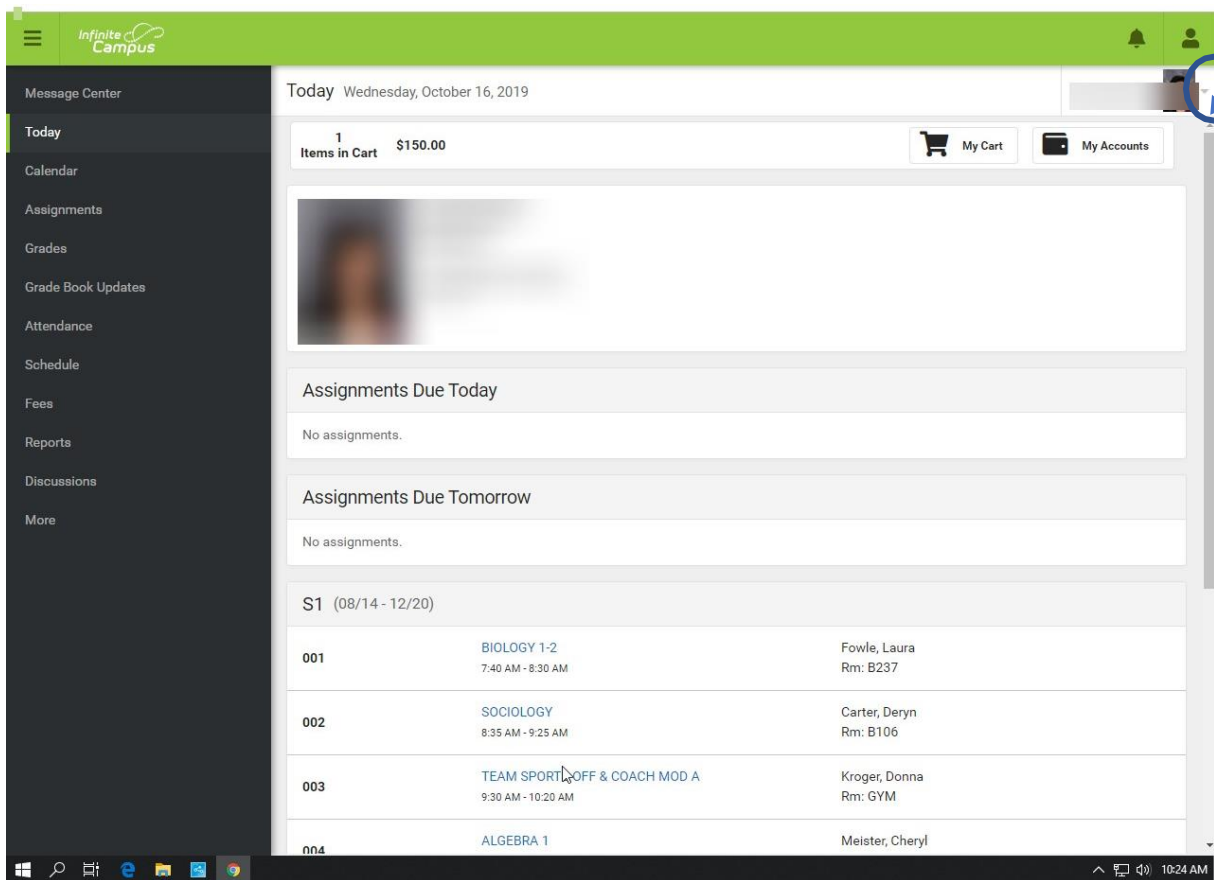
Change passwords in **Account Settings**.




Under **Contact Preferences**, change/update your password and update guardian emails for staff to contact you under **contact preferences**.

Today Tool

When you log in, use the drop down in the upper right at the top of the screen to choose which child you wish to view in the system (if you have more than 1 child in the district).



After you have selected the student whose information you wish to view, you can navigate their attendance, schedule, grades, health information, transportation information, fees, and household information using the menu on the left side of the screen (this menu shrinks to the three line “hamburger”  in the app).

The **Today** menu gives an overview of information for today...posted assignments, schedule, preview of tomorrow's posted assignments. Click on the assignment of the course name to view more details.

Use the option on the left to find information on your student(s).

Calendar Tool

There are three different modes: *Assignments*, *Schedule* and *Attendance* from a calendar view and see information on these items for specific days.

A dot below the date indicates information has been logged for that day concerning either assignments, schedule or attendance.

Use the **weekly overview button** in *Assignments* view to see an overview of the week.

The top screenshot shows the 'Assignments' view of the Infinite Campus Calendar Tool. The left sidebar contains a menu with options: Message Center, Today, Calendar, Assignments, Grades, Grade Book Updates, Attendance, Schedule, Fees, Reports, Discussions, and More. The main area displays a calendar for October 2019. The 'Assignments' tab is selected. A blue circle highlights the 'Assignments' tab, and a blue arrow points to a dot on the 4th of October. Another blue circle highlights a button in the top right corner, with a blue arrow pointing to it.

The bottom screenshot shows the 'Attendance' view of the Infinite Campus Calendar Tool. The left sidebar contains a menu with options: Message Center, Today, Calendar, Assignments, Grades, Grade Book Updates, Attendance, Schedule, Fees, Reports, Discussions, and More. The main area displays a calendar for September 2019. The 'Attendance' tab is selected. A blue arrow points to a dot on the 6th of September. Below the calendar, there is a table of attendance records.

ID	Course	Status
001	BIOLOGY 1-2	EXCUSED ABSENCE
002	SOCIOLOGY	EXCUSED ABSENCE
003	TEAM SPORTS OFF & COACH MOD A	EXCUSED ABSENCE

Assignments Tool

Find information on missing assignments and provides a list of entered assignments for the *Current Term*.

Filter between *Missing* and *Current Term*. Click an assignment to view more details.

The image displays two screenshots of the Infinite Campus Assignments tool interface. The top screenshot shows the 'Missing' filter selected, with a red circle around the filter buttons. The bottom screenshot shows the 'Current Term' filter selected, displaying a list of assignments.

Top Screenshot (Missing Filter):

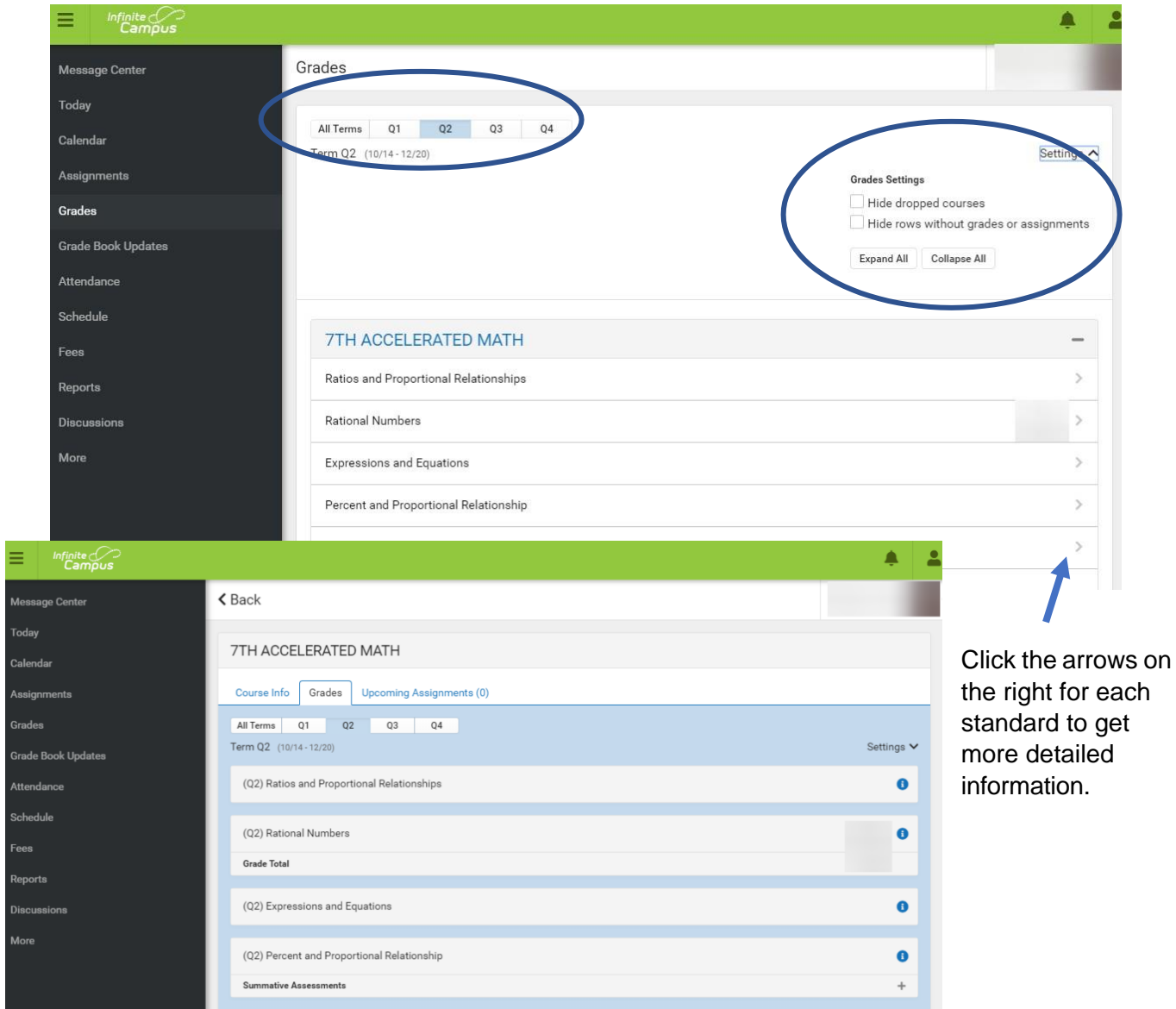
- Header:** Infinite Campus logo, notification bell, and user profile icon.
- Left Sidebar:** Message Center, Today, Calendar, Assignments (selected), Grades, Grade Book Updates, Attendance, Schedule, Fees, Reports, Discussions, More.
- Assignments Section:**
 - Filter:** Missing (selected), Current Term, Today.
 - Monday 9/16:** Los Cinco Temas de la Geografía, 7TH DL GIFTED SOCIAL STUDY, MISSING.
 - Thursday 10/17:** TODAY.
 - No assignments.**

Bottom Screenshot (Current Term Filter):

- Header:** Infinite Campus logo, notification bell, and user profile icon.
- Left Sidebar:** Message Center, Today, Calendar, Assignments (selected), Grades, Grade Book Updates, Attendance, Schedule, Fees, Reports, Discussions, More.
- Assignments Section:**
 - Filter:** Missing, Current Term (selected), Today.
 - Monday 10/14:** Physical Properties and Changes Focused Notes, 7TH GIFTED SCIENCE, TURNED IN.
 - Thursday 10/17:** TODAY.
 - No assignments.**
 - Friday 11/01:**
 - Prueba Diagnóstica/Diagnostic Assessment 7.E.2b, 7TH DL GIFTED LANGUAGE ARTS.
 - Prueba Diagnóstica/Diagnostic Assessment 7.E.2e, 7TH DL GIFTED LANGUAGE ARTS.
 - Prueba Diagnóstica/Diagnostic Assessment 7.E.9, 7TH DL GIFTED LANGUAGE ARTS.
 - Wednesday 11/27:** Common Assessment 1, 7TH GIFTED SCIENCE.

Grades Tool

Provides grades earned for all the student's classes for tasks including information on each of the standards for the class. This is also where you can find SEMESTER totals at the end of the term. Customize how to see this information with the settings drop down. There are "In-Progress" graded and posted grades. Posted grades are in **bold**.



Grade Book Updates Tool

Provides a list of recently updated/entered information in the gradebook.

Attendance Tool

See totals for attendance and tardy information. Navigate by term (Q1, Q2, Q3, Q4).

This is an overall summary of the student's attendance for the semester by course. To find attendance by day, use the *CALENDAR* section. Click the class name to see information for just that class.

The screenshot shows the Infinite Campus Attendance Tool. On the left is a dark sidebar with a menu: Message Center, Today, Calendar, Assignments, Grades, Grade Book Updates, Attendance (highlighted), Schedule, Fees, Reports, Discussions, and More. The main content area is titled 'Attendance' and has tabs for Q1, Q2, Q3, and Q4. Below the tabs, it says 'Term Q1 (08/14 - 10/11)'. A table displays attendance data for various courses. Each row includes a course name, an 'ABSENT' count, a 'TARDY' count, and a right-pointing arrow.

COURSE	ABSENT	TARDY	
7TH ACCELERATED MATH	2	0	>
7TH ART	2	0	>
7TH DL GIFTED LANGUAGE ARTS	2	1	>
7TH DL GIFTED SOCIAL STUD	2	0	>
7TH GIFTED LANGUAGE ARTS	2	0	>
7TH GIFTED SCIENCE	2	0	>
7TH PHYS ED	2	0	>
STUDY/LUNCH	2	0	>

Schedule Tool

View student's schedule for the year split into each quarter.

The screenshot shows the Infinite Campus Schedule Tool. The sidebar menu is identical to the Attendance tool, with 'Schedule' highlighted. The main content area is titled 'Schedule' and has tabs for Q1, Q2, Q3, and Q4. Below the tabs, it says 'Term Q2 (10/14 - 12/20)'. A table displays the student's schedule for the quarter. Each row includes a course number, the course name, the time, and the teacher's name and room.

001	7TH DL GIFTED LANGUAGE ARTS 9:00 AM - 9:45 AM	Espinosa, Ricardo Rm: 214
002	7TH DL GIFTED SOCIAL STUD 9:49 AM - 10:34 AM	Espinosa, Ricardo Rm: 214
003	7TH PHYS ED 10:38 AM - 11:23 AM	Randell, Renee Rm: GYM
004	7TH COMPUTERS 11:27 AM - 12:12 PM	Doyle, Amy E Rm: 205
005	STUDY/LUNCH 12:16 PM - 1:01 PM	Espinosa, Ricardo Rm: -
006	7TH ACCELERATED MATH 1:05 PM - 1:50 PM	Lucchesi, Samantha Rm: 208

Fees Tool

The fee tab covers fees for the family. Add them to your cart to pay.

The screenshot shows the 'Fees' section of the Infinite Campus interface. On the left is a dark sidebar with a menu including 'Message Center', 'Today', 'Calendar', 'Assignments', 'Grades', 'Grade Book Updates', 'Attendance', 'Schedule', 'Fees' (highlighted), 'Reports', 'Discussions', and 'More'. The main content area has a green header with the 'Infinite Campus' logo and a notification bell. Below the header, the 'Fees' title is followed by a summary: '0 Items in Cart \$0.00'. To the right of this are buttons for 'My Cart' and 'My Accounts'. Below the summary are three dropdown menus: 'Person' (set to 'All'), 'School Year' (set to '2019 - 2020'), and 'Type' (set to 'Unpaid'). A 'Total Due: \$150.00' is displayed. A table lists the fees:

DESCRIPTION	DUE DATE	PERSON	FEE BALANCE
19-20 HS Athletics/Act Fee			150.00
Subtotal			150.00

An 'Add to Cart' button is next to the first fee entry.

Reports Tool

Find documents relevant to the student's learning here. Generate a downloadable/printable PDF of these files.

The screenshot shows the 'Reports' section of the Infinite Campus interface. The left sidebar is identical to the previous screenshot, with 'Reports' highlighted. The main content area has a green header with the 'Infinite Campus' logo and a notification bell. Below the header, the 'Reports' title is followed by a list of report items:

- Student Schedule
- MS Report Card

Each item has a right-pointing arrow icon.

More Tool

View personal, family and school information using the arrow to the right for each category. Quicklinks includes the websites for the district and school in which the student is enrolled.

View state AND district test scores under ASSESSMENTS. Scores for certain standardized assessments are only available once the district has them available to share.

NAME	SCORE	RESULT	DATE
PARCC, (08)			
PARCC ELA			
PARCC Math			
PARCC, (08)			
PARCC ELA			
PARCC Math			
PARCC, (08)			
PARCC ELA			
PARCC Math			
10 Science			
ISA, (10)			

NAME	SCORE	RESULT	DATE
District Tests			
CogAT			
NWEA MAP			
MAP Math			

Campus Parent Mobile APP



[Introductory video on the mobile app.](https://www.infinitecampus.com/video/mobile-apps)
<https://www.infinitecampus.com/video/mobile-apps>

