

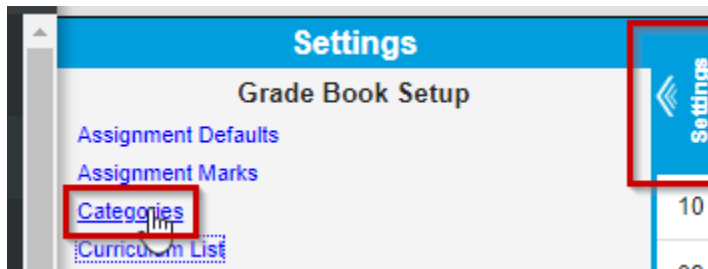
One of the differences this year is that we will pre-configure gradebooks for all SBLA courses with categories and grade calculation options so will not need to complete these set up activities.

As a reminder, starting in the 2017-2018 school year, middle schools moved to reporting semester grades for the year-long academic courses (Math, ELA, Science, Social Studies), as well as the semester-long courses of Speech, Debate. 9-week rotational classes and PE, Health have not yet moved to semesters and will continue reporting quarter grades as we've done in years past.

Categories

All SBLA courses will have pre-configured categories for formative assessments and summative assessments, with only summative assessments marked to be included in grade calculations.

If you are voluntarily deciding to do SBLA this year (electives, World Language, etc.), you will need to create categories and assign them to your courses/sections as in previous years. Select gradebook settings, categories, then "add".



Name the category and select which of your courses/sections you would like to assign the category. If you are creating a category for homework or formative assessments, you may choose to mark "exclude from calculation" such that any assignment placed in this category would not be included in any calculations.

Category List

Section

Name ▲

[Formative Assessments](#)

[Summative Assessments](#)

Category Detail

*Name

Formative Assessments 🔒

Section	*Weight	Sequence	Exclude from Calculation	Drop Lowest Score (%)
<input type="checkbox"/>	<input type="text" value="0"/>	<input type="text" value="0"/>	<input type="checkbox"/>	<input type="checkbox"/>
<input checked="" type="checkbox"/> 001) 7MAGE29Y-1 7TH ACC...	<input type="text" value="0.000"/>	<input type="text" value="0"/>	<input checked="" type="checkbox"/>	<input type="checkbox"/>
<input checked="" type="checkbox"/> 006) 7MAGE29Y-6 7TH ACC...	<input type="text" value="0.000"/>	<input type="text" value="0"/>	<input checked="" type="checkbox"/>	<input type="checkbox"/>
<input checked="" type="checkbox"/> 002) 7AVGE19Y-2 7TH AVID	<input type="text" value="0.000"/>	<input type="text" value="0"/>	<input checked="" type="checkbox"/>	<input type="checkbox"/>
<input checked="" type="checkbox"/> 004) 7AVGE19Y-4 7TH AVID	<input type="text" value="0.000"/>	<input type="text" value="0"/>	<input checked="" type="checkbox"/>	<input type="checkbox"/>
<input checked="" type="checkbox"/> 008) 8AVGE19Y-8 8TH AVID	<input type="text" value="0.000"/>	<input type="text" value="0"/>	<input checked="" type="checkbox"/>	<input type="checkbox"/>

Grade Calculation Options

We will also pre-configure grade calculation options for all SBLA courses. You will see an “in progress grade” calculation for each of your learning strands (standards) as well as an in-progress letter grade calculation for the course.

Q2 MS Semester Type Mean
 Grading Scale
 U-46 Grading Scale

- Child Task/Standard**
- Q2 Ratios and Proportional Relationships
- Q2 Rational Numbers
- Q2 Expressions and Equations
- Q2 Percent and Proportional Relationship
- Q2 Statistics and Probability
- Q2 Geometry
- Q2 Integer Exponents and Scientific Notation
- Q2 The Concept of Congruence
- Q2 Similarity
- Q2 Linear Equations

REVISED GRADEBOOK SETUP INSTRUCTIONS FOR 19-20 STANDARDS-BASED LEARNING AND ASSESSMENT (SBLA) MIDDLE SCHOOL

We will use the equal incremental scale to determine overall scores per learning strand (standard) as well as the overall letter grade for the course.

Min	Max	Learning Strand Score		Min	Max	Letter Grade
3.21	4.00	4		3.21	4.00	A
2.41	3.20	3		2.41	3.20	B
1.61	2.40	2		1.61	2.40	C
0.81	1.60	1		0.81	1.60	D
0	0.8	0		0	0.8	E

Assignments

To create an assignment, click Add from the grade book. As always, you first provide a name, abbreviation for your assignment and select the assigned and due dates. Choose the category (either formative or summative assessments).

Assignment Detail

***Assignment Name**

***Abbreviation** Draft **Assignment Default**

▼ Scheduling/Grading Alignment

Section	Portal	*Assigned	*Due	*GB Seq	Student Group
<input checked="" type="checkbox"/> 001) 7MAGE29Y-1 7TH ACCELERATED MATH Terms: Q1, Q2, Q3, Q4	<input checked="" type="checkbox"/>	<input type="text" value="08/14/2019"/>	<input type="text" value="08/14/2019"/>	<input type="text" value="1.00"/>	No Groups

***Category**

Include in Grade Calculation

*Standard/Grading Task	Scoring Type	*Total Points	*Multiplier
<input checked="" type="checkbox"/> 7PrAlg2.01: Ratios and Proportional Relationships	Marks <input type="text" value="U-46 0-4 point marks scal"/>	<input type="text" value="4"/>	<input type="text" value="1"/>

Next, you can choose which courses/sections will receive the assignment. To add courses/sections, click "Add/Remove".

Section Selector

Filter: Term All ▼ Course All ▼ Period All ▼

Select Sections

002) 7AVGE19Y-2 7TH AVID Terms: Q1, Q2, Q3, Q4	Add
004) 7AVGE19Y-4 7TH AVID Terms: Q1, Q2, Q3, Q4	Add
006) 7MAGE29Y-6 7TH ACCELERATED MATH Terms: Q1, Q2, Q3, Q4	Add
008) 8AVGE19Y-8 8TH AVID Terms: Q1, Q2, Q3, Q4	Add

[Add All](#)

Section List

001) 7MAGE29Y-1 7TH ACCELERATED MATH Terms: Q1, Q2, Q3, Q4	Remove
---	------------------------

[Remove All](#)

Next, select the standard(s) that you will be assessing in this assignment. Please keep scoring type at “marks” with “U-46 0-4 point marks scale”, points = four, multiplier = one. This is a change from how we have done standards-aligned assignments in previous years using “rubrics” scoring type in IC, but is required to support our chosen calculation methods.

*Standard/Grading Task	Scoring Type	*Total Points	*Multiplier
<div style="border: 1px solid gray; padding: 5px;"> ✕ <div style="border-bottom: 1px solid gray; padding: 2px;">7PrAlg2.01: Ratios and Proportional Relationships</div> <div style="padding: 2px;"> Standards 7PrAlg2.01: Ratios and Proportional Relationships 7PrAlg2.02: Rational Numbers 7PrAlg2.03: Expressions and Equations 7PrAlg2.04: Percent and Proportional Relationship 7PrAlg2.05: Statistics and Probability 7PrAlg2.06: Geometry 7PrAlg2.07: Integer Exponents and Scientific Notation 7PrAlg2.08: The Concept of Congruence 7PrAlg2.09: Similarity 7PrAlg2.10: Linear Equations </div> </div>	<div style="border-bottom: 1px solid gray; padding: 2px;"> Marks ▼ U-46 0-4 point marks scal ▼ </div>	<div style="border-bottom: 1px solid gray; padding: 2px;">4</div>	<div style="border-bottom: 1px solid gray; padding: 2px;">1</div>

For designated SBLA courses, you will not see any grading tasks like quarter, semester, semester coursework listed in this dropdown menu. For teachers voluntarily opting to do SBG in their course this year, you will see a combination of standards, grading tasks in this dropdown. In either case, we would ask you to select the standard(s) that you will be assessing in this assignment.

In the assignment set-up, you can explore a few other interesting things by clicking the arrow next to “For Students” and “For Teachers. For example, in the “For Students” area, teachers can provide a description of the assignment, attach a file, or provide a link to an external resource.

For Students

Student Instructions

<> | B | I | U | | | | | | | | | | | | | | | |

Add Content

- Maximum Upload File Size: 3MB.

Type	Name	Description/Options	Status
No Content			
<input type="button" value="File Attachment"/>	<input type="button" value="Online Assessment"/>	<input type="button" value="Student Submission"/>	

Assignment scoring

Once you've created your assignment, you can hit **save** or **score**.

If you select score, IC will present you with this scoring editor where you can choose from the dropdown menu. You can also add comments and mark assignments as turned in (T), missing (M), late (L), incomplete (I), cheated (Ch) or exempt (X). "Dr" is used for dropping the assignment from grade calculations and is not often used in U-46.

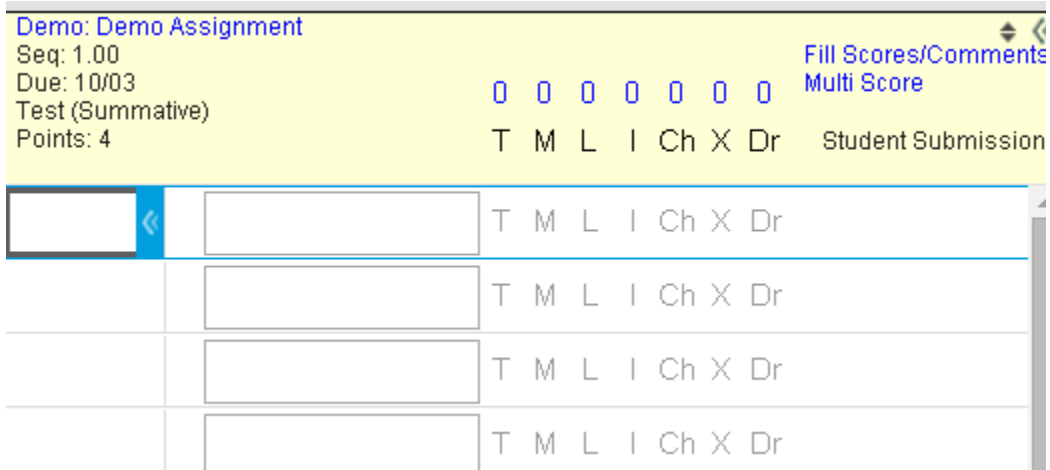
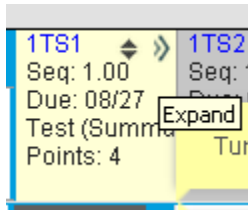
If you use **Fill Scores / Comments** option, you can quickly assign a score and/or comments to your entire class and then go back to modify only those students who earned a different score.

1: Demo Assignment
/2014

[Fill Scores/Comments](#)

Att 10/03	GT1	Dr	Assignment Comments	T	M	L	I	Ch	X	Student Submissions
	<div style="border: 1px solid gray; padding: 2px;"> 4 3 2 1 0 </div>	Dr		T	M	L	I	Ch	X	
		Dr		T	M	L	I	Ch	X	
		Dr		T	M	L	I	Ch	X	

You also have the option of scoring your assignment in the grade book view, where you can type a score rather than choose from the drop-down menu. If you click the gray "Expand" arrows pointing to the right, you will get the same scoring options shown above.



To view assignments in your grade book, you need to select the current term (S1) and the standard that you assessed.

Term		Section		Task		Posted		In Progress		Categories	S1A		
Q1 (08/14/19 - 10/11/19)		001) 7MAGE29Y-1 7TH ACCELERATED		7PrAlg2.01: Ratios and Proportional Relationships		Percent	Grade	Points	Possible	Percent	Post Grade	Seq: 1.00 Due: 08/14 Summative As Points: 4	
								0.12	4	3.00 %	3	3.00 %	3
								0.04	4	1.00 %	1	1.00 %	1
								0.08	4	2.00 %	2	2.00 %	2
								0.16	4	4.00 %	4	4.00 %	4
								0	4	0.00 %	0	0.00 %	0

In-progress grade calculation

This year, IC will be calculating an in-progress quarter and semester grade for all SBLA courses. This will provide valuable guidance to students and parents on the student’s overall standing in the course. Infinite Campus will calculate the in-progress grade under either the “quarter” (Q1, Q3) or the “semester” (Q2, Q4) grading task and will be an average of the calculated scores for each learning strand assessed so far in the term (see below).

REVISED GRADEBOOK SETUP INSTRUCTIONS FOR 19-20 STANDARDS-BASED LEARNING AND ASSESSMENT (SBLA) MIDDLE SCHOOL

Term		Section		Task					
Q1 (08/14/19 - 10/11/19)		001) 7MAGE29Y-1 7TH ACCELERATED		MS Quarter					
Settings		Posted			In Progress		7PrAlg2.01	7PrAlg2.02	
Save		Grade Totals	Percent	Grade	Rpt Crd Comments	Percent	Post Grade	Rollup Grade	
Students									
						3.00 %	B	3	3
						2.00 %	C	1	3
						2.50 %	B	2	3
						3.50 %	A	4	3
						1.50 %	D	0	3
						3.50 %	A	4	3

Student/Parent view in IC portal

Infinite Campus has updated the Parent and Student experience to more closely resemble the mobile app experience. For SBLA courses, this is what parents and students will now see.

Notice they will see calculated in-progress scores for each learning strand for which the student has been assessed during the term as well as an overall in-progress grade for the course.

Grades

Q1 (08/14 - 10/11)	< Previous	<input type="radio"/> Current	Next >
7TH ACCELERATED MATH			
Ratios and Proportional Relationships		3 In-progress	>
Rational Numbers			
MS Quarter			
		B In-progress	>

If a student or parent clicks on the arrow next to the in-progress grade for a learning strand, they will see all of the assignment level detail under that strand.

7TH ACCELERATED MATH		
(Q1) Ratios and Proportional Relationships	3	In-progress
Summative Assessments		
Summative 1A Due: 08/14/2019	3	>

Posting Grades

For SBLA courses, we recommend posting scores for each learning strand as well as overall letter grades for the course at the end of the quarter or semester. You can post scores for learning strands at any time during the term. Best practice may include posting a score after you have completed the unit or posting scores for all strands assessed prior to posting an overall letter grade for the course.

To post for each learning strand, navigate to the appropriate task in your gradebook and select “post”.

Term: Q1 (08/14/19 - 10/11/19) | Section: 001) 7MAGE29Y-1 7TH ACCELERATED | Task: 7PrAlg2.01: Ratios and Proportional Relationships

+ Add Library Sort Filter

Settings	Save	Grade Totals	Posted				In Progress			Categories	S1A Seq: 1.00 Due: 08/14 Summative As Points: 4
			Percent	Grade	Rpt Crd	Fill Comments	Points	Possible	Percent	Post Grade	
Students											
					CC	0.12	4	3.00 %	3	3.00 %	3
					CC	0.04	4	1.00 %	1	1.00 %	1
					CC	0.08	4	2.00 %	2	2.00 %	2
					CC	0.16	4	4.00 %	4	4.00 %	4
					CC	0	4	0.00 %	0	0.00 %	0

Here IC presents you with an option to post scores to the standard. Select OK to accept

Post Grades

Post In Progress Grade(s)

In Progress/Proficiency Estimate from:

Term: Q1

Task: 7PrAlg2.01: Ratios and Proportional Relationships


Post to:

Term:

Q1

Task:


7PrAlg2.01: Ratios and Proportional Relationships



IC will now remind you that you have the opportunity to change any of the calculated scores before hitting “save”, which is when the scores are finally posted.

Warning

Grades will be posted upon save.



To change any of the calculated scores for a learning strand, simply click into the cell and select the appropriate score. Please remember to hit “save” when you are done.

Posting letter grades for the course

Because Infinite Campus will be calculating an in-progress grade from the “quarter” (Q1, Q3) or “semester” (Q2, Q4) grading task, these are the grading tasks you will post grades from this year. At the end of each term, the grading window will open to post grades for either the quarter or the semester report cards. At this time, you will be able to click the red “Post” button to transfer scores from the in-progress column to the appropriate “posted” column in the gradebook.

When you click “post”, you will see the following window offering you a dropdown menu of learning strands and grading tasks to post this calculated in-progress grade. At the end of the 1st quarter, you will choose “MS Quarter” as the grading task and click “post”. From there, you will simply choose the “MS Quarter” grading task and click “OK”.

Post Grades

Post In Progress Grade(s)

In Progress/Proficiency Estimate from:

Term: Q1

Task: MS Quarter

Post to:

Term:

Q1 ▼

Task:

MS Quarter ▼

OK

Cancel

At the end of the 2nd quarter, you will repeat the same process, but will instead post to the grading task of “MS Semester”.

Post Grades

Post In Progress Grade(s)

In Progress/Proficiency Estimate from:

Term: Q2

Task: MS Semester

Post to:

Term:

Q2 ▼

Task:

MS Semester ▼