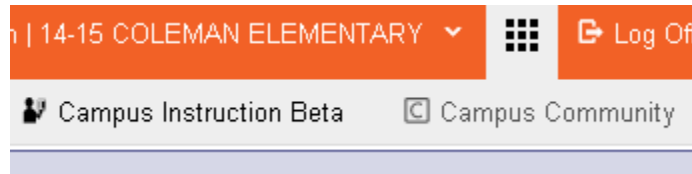


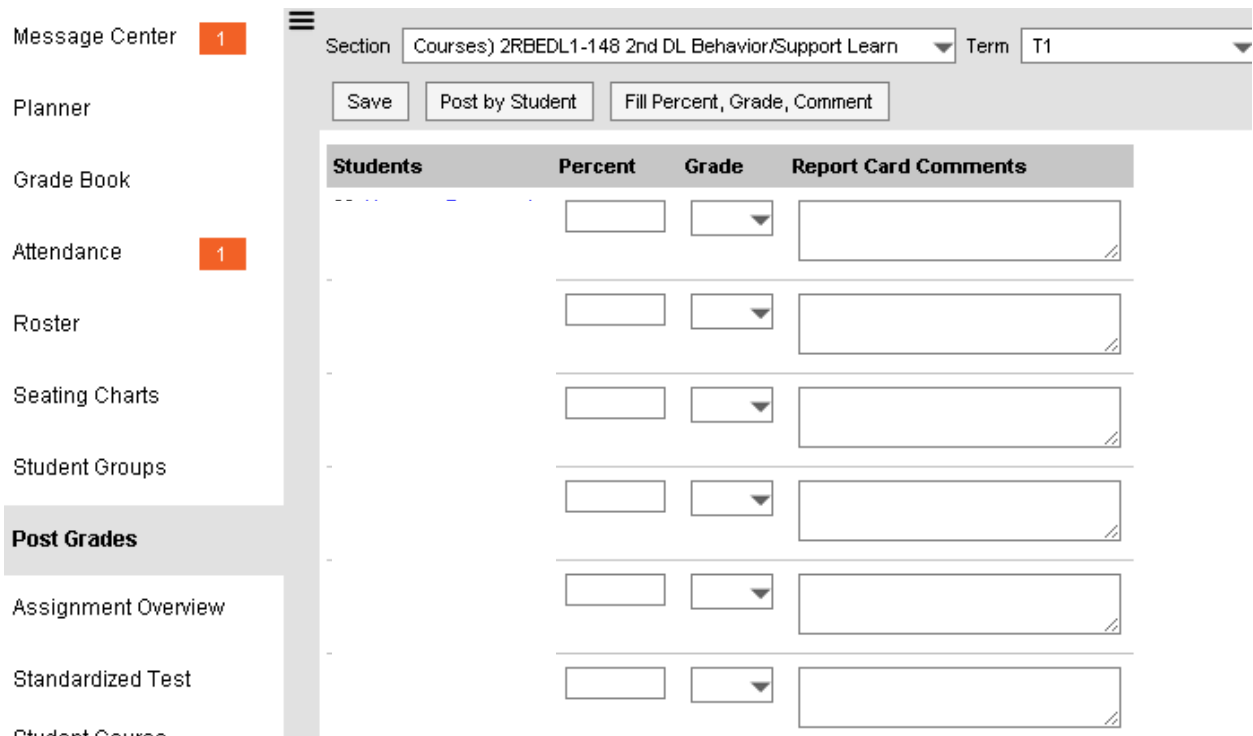
## ESL Report Card Instructions:

Information for the Elementary ESL Report cards is entered through **Behaviors that Support Learning** Course and is printed separately.

1. Make sure you're in **Campus Instruction Beta** area of IC by clicking the 3x3 square grid in the top right corner

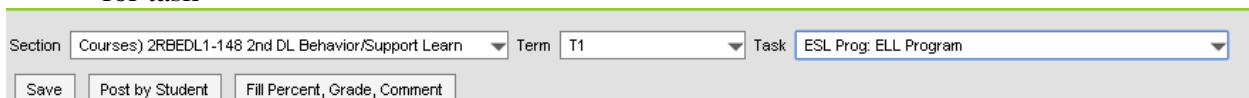


2. Go to **Post Grades** and select the **Behaviors that Support Learning** course and the correct **term**. Here you can elect to **Post by Standard / Grading Task** or **Post by Student**.



Students	Percent	Grade	Report Card Comments
	<input type="text"/>	<input type="text"/>	<input type="text"/>
	<input type="text"/>	<input type="text"/>	<input type="text"/>
	<input type="text"/>	<input type="text"/>	<input type="text"/>
	<input type="text"/>	<input type="text"/>	<input type="text"/>
	<input type="text"/>	<input type="text"/>	<input type="text"/>
	<input type="text"/>	<input type="text"/>	<input type="text"/>

3. If you choose to **Post by Standard / Grading Task**, select **ESL Prog: ELL Program** for task



## ELEMENTARY REPORT CARD INSTRUCTIONS

INFINITE CAMPUS  
SCHOOL DISTRICT U-46

Section Courses) 2RBEDL1-148 2nd DL Behavior/Support Learn Term T1 Task ESL Prog: ELL Program

Save Post by Student Fill Percent, Grade, Comment

Students	Percent	Grade	Report Card
	<input type="text"/>	<div style="border: 1px solid black; padding: 2px;">           TBE TPI DL         </div>	<input type="text"/>
	<input type="text"/>		<input type="text"/>
	<input type="text"/>		<input type="text"/>

Select ESL Program: TBE, TPI or DL

4. Next, choose **Listening, Speaking, Reading Writing** tasks and enter scores

on Courses) 2RBEDL1-148 2nd DL Behavior/Support Learn Term T1 Task LS1: Listening

ve Post by Student Fill Percent, Grade, Comment

Students	Percent	Grade	Report Card Comments
	<input type="text"/>	<div style="border: 1px solid black; padding: 2px;">             1 2 3 4 5 6           </div>	<input type="text"/>
	<input type="text"/>		<input type="text"/>
	<input type="text"/>		<input type="text"/>


For each trimester, enter a grade 1 – 6 for Listening, Speaking, Reading and Writing

5. **ESL Grading information will be transferred into the ESL Report Card. Go to your Infinite Campus home page and click on the following to be taken to ESL report printing:**

| ESL Report Card printing: <http://webapps.u-46.org/eslreportcards>

6. From here, a teacher will have access to their class rosters and can choose to print the ESL report cards for an entire class or an individual student(s).
  - a. If you print the entire class, you can elect to have each report card printed in the student's home language.


- b. If you choose an individual student, the language will default to their home language unless you manually change it.
- c. The “Mailer” option includes the student’s address and the school’s return address and is formatted for stuffing into a windowed envelope for mailing home.


ESL Report Card Printing

👤 Brian Lindholm
Home • Log Out

**13-14 CANTON MIDDLE SCHOOL - 7TH ENGLISH**











**Print Class**

Select Language:\* Student's Home Language ▼  Print PDF

\*Class printing will print the *entire class* in the chosen language.

**Roster**

\* indicates home primary language.

Student	ID	Language	Print	Mailer
		Spanish* <span style="font-size: 0.8em;">▼</span>	 Print	 Mailer
		Spanish* <span style="font-size: 0.8em;">▼</span>	 Print	 Mailer
		Spanish* <span style="font-size: 0.8em;">▼</span>	 Print	 Mailer
		Spanish* <span style="font-size: 0.8em;">▼</span>	 Print	 Mailer
		Spanish* <span style="font-size: 0.8em;">▼</span>	 Print	 Mailer