

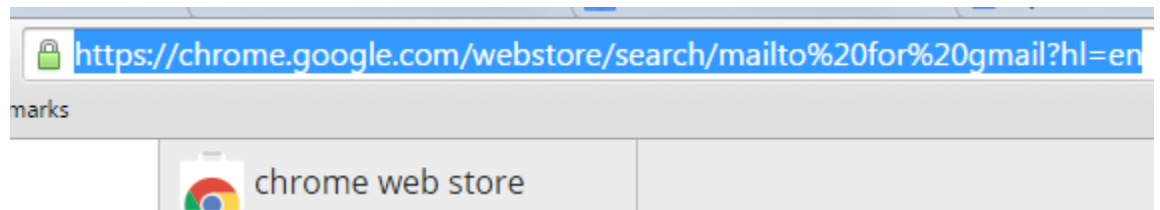
## Changing [Mailto](#): options in your browser settings

1. Launch a Google Chrome browsing session.

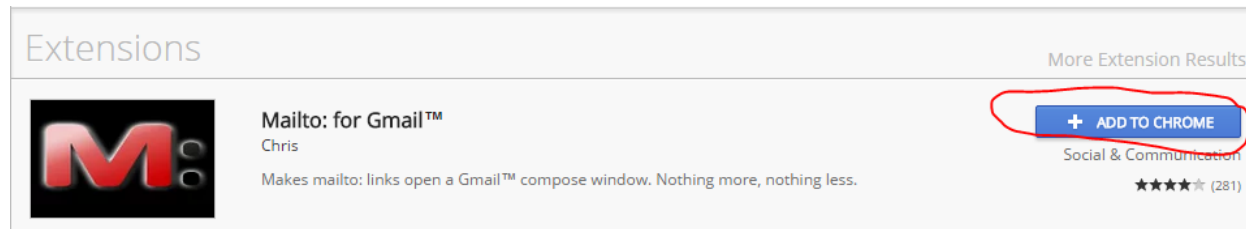


2. Enter the following URL address into your browser:

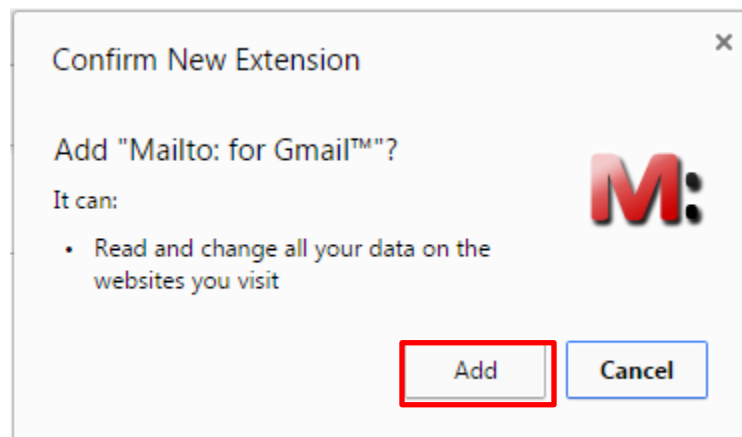
<https://chrome.google.com/webstore/search/mailto%20for%20gmail?hl=en>



3. Click “Add to Chrome” to add this extension to your Chrome browser:



4. Click “Add” to confirm the installation of the extension



5. That's it! At this point, any time you click on a link to compose e-mail (while using Google Chrome as your browser), it will launch a Gmail compose window.